



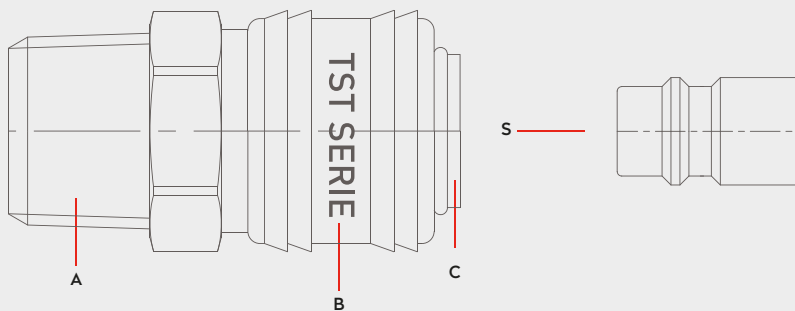
PNEUMATIC COUPLINGS
PNEUMATISCHE KUPPLUNGEN

SERIE 026

DN 7.2




Materials




Material Code

- A = Brass
- B = Brass
- C = Brass
- S = Brass



0 - 35 bar
(0-508 PSI)



-20° to + 100°C (NBR)
-4° to + 212°F

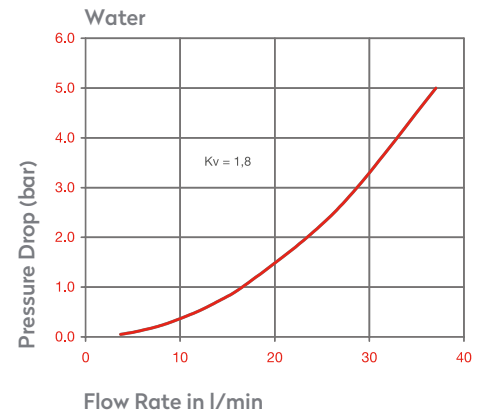
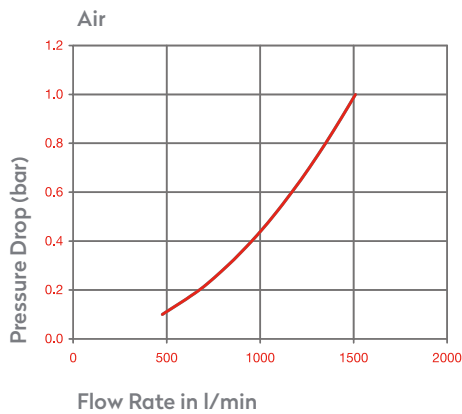
Shut Off Type




OM 262 - 00990
OM 200 - 00650

FLOW 1000 lt/min

DN 7.2 mm

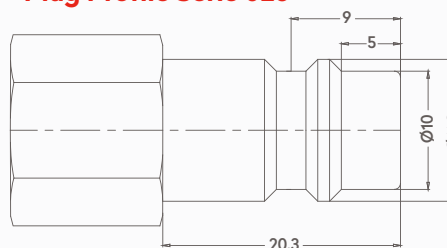


Options

FPM NICKEL 2 STAGE
026S

SWING 
C Series 026B

Plug Profile Serie 026



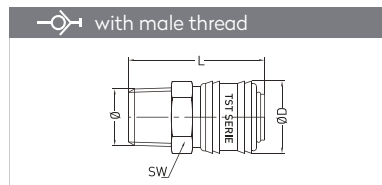
Compatible with

- TST SWING COUPLING C
- TST 025
- PARKER - RECTUS 25
- CEJN 320
- JWL 520, 530
- PARKER PE

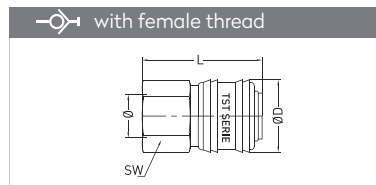


Euro Profile

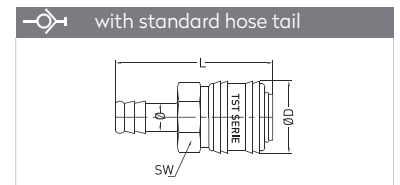
QUICK COUPLINGS SCHNELLKUPPLUNGEN



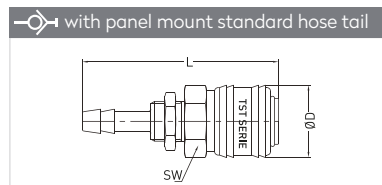
Connection	Part No.	SW	L	ØD
BSP T 1/4"	026 RG 13	21	44,3	24,7
BSP T 3/8"	026 RG 17	21	44,3	24,7
BSP T 1/2"	026 RG 21	22	44,8	24,7
BSP 1/4"	026 EG 13	21	41,3	24,7
BSP 3/8"	026 EG 17	21	41,3	24,7
BSP 1/2"	026 EG 21	21	44,3	24,7
M 14 x 1,5	026 EGM 14	21	42,3	24,7
M 16 x 1,5	026 EGM 16	21	42,3	24,7
M 18 x 1,5	026 EGM 18	21	42,3	24,7



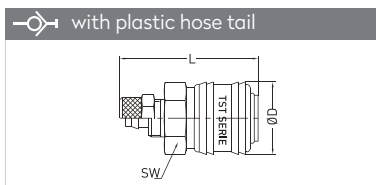
Connection	Part No.	SW	L	ØD
BSP 1/8"	026 DG 10	21	39,3	24,7
BSP 1/4"	026 DG 13	21	41,3	24,7
BSP 3/8"	026 DG 17	21	41,3	24,7
BSP 1/2"	026 DG 21	24	43,8	24,7
M 14 x 1,5	026 DGM 14	21	40,3	24,7
M 16 x 1,5	026 DGM 16	21	40,3	24,7
M 18 x 1,5	026 DGM 18	21	40,3	24,7



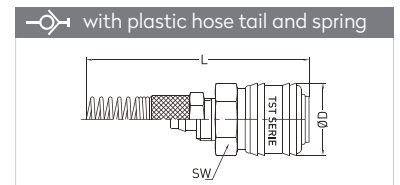
Connection	Part No.	SW	L	ØD
6 mm - 1/4"	026 HG 06	21	55,3	24,7
8 mm - 5/16"	026 HG 08	21	55,3	24,7
9 mm - 5/14"	026 HG 09	21	55,3	24,7
10 mm - 3/8"	026 HG 10	21	55,3	24,7
13 mm - 1/2"	026 HG 13	21	55,3	24,7



Connection	Part No.	SW	L	ØD
6 mm - M 12x1	026 MG 06	21	63,3	24,7
8 mm - M 12x1	026 MG 08	21	63,3	24,7
10 mm - BSP 1/4"	026 MG 10	21	63,3	24,7

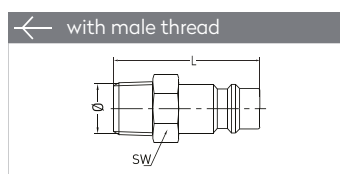


Connection	Part No.	SW	L	ØD
6 x 8 mm - M 12x1	026 PG 06	21	46,3	24,7
8 x 10 mm - M 16x1	026 PG 08	21	49,3	24,7
9 x 12 mm - M 16x1	026 PG 09	21	49,3	24,7

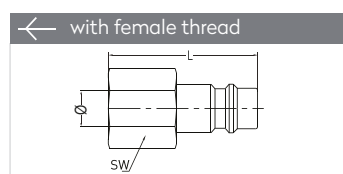


Connection	Part No.	SW	L	ØD
6 x 8 mm - M 12x1	026 YG 06	21	126,8	24,7
8 x 10 mm - M 16x1	026 YG 08	21	143,8	24,7
9 x 12 mm - M 16x1	026 YG 09	21	143,8	24,7

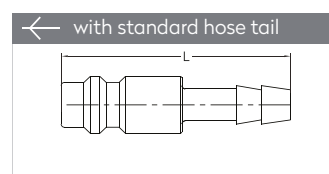
PLUGS STECKNIPPEL



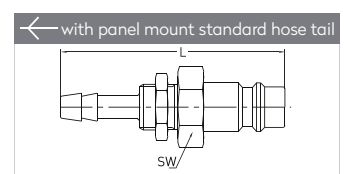
Connection	Part No.	SW	L
BSP 1/8"	026 EU 10	13	31
BSP 1/4"	026 EU 13	14	33
BSP 3/8"	026 EU 17	17	33
BSP 1/2"	026 EU 21	22	36
M 14 x 1,5	026 EUM 14	17	35
M 16 x 1,5	026 EUM 16	17	36
M 18 x 1,5	026 EUM 18	19	37



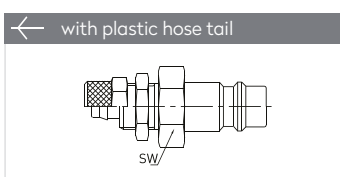
Connection	Part No.	SW	L
BSP 1/8"	026 DU 10	14	30
BSP 1/4"	026 DU 13	17	33
BSP 3/8"	026 DU 17	19	33
BSP 1/2"	026 DU 21	24	36
M 14 x 1,25	026 DUM 14x1,25	17	33
M 14 x 1,5	026 DUM 14	17	33
M 16 x 1,5	026 DUM 16	19	33
M 18 x 1,5	026 DUM 18	21	34



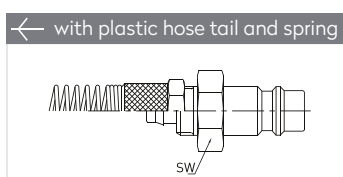
Connection	Part No.	L
6 mm - 1/4"	026 HU 06	46
8 mm - 5/16"	026 HU 08	46
9 mm - 5/14"	026 HU 09	46
10 mm - 3/8"	026 HU 10	46
13 mm - 1/2"	026 HU 13	48



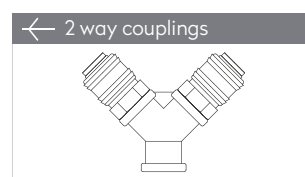
Connection	Part No.	SW	L
6 mm - M 12x1	026 MU 06	14	56
8 mm - M 12x1	026 MU 08	14	56
10 mm - M 14x1	026 MU 10	16	56



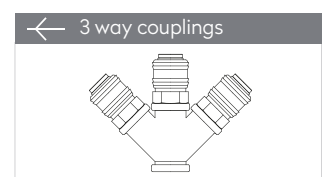
Connection	Part No.	ØD	L
4 x 6 mm - M 10x1	026 PU 04	12	33
6 x 8 mm - M 12x1	026 PU 06	12	33
8 x 10 mm - M 16x1	026 PU 08	17	42
9 x 12 mm - M 16x1	026 PU 09	17	42



Connection	Part No.	ØD	L
4 x 6 mm - M 10x1	026 YU 04	12	111,5
6 x 8 mm - M 12x1	026 YU 06	12	116,5
8 x 10 mm - M 16x1	026 YU 08	17	137,5
9 x 12 mm - M 16x1	026 YU 09	17	137,5



Connection	Part No.
BSP 3/8"	026 2G 17
BSP 1/2"	026 2G 21



Connection	Part No.
BSP 3/8"	026 3G 17
BSP 1/2"	026 3G 21

MULTIPLE OUTLET VERTEILER