



SERIE 207-PI

**PNEUMATIC, HYDRAULIC, HIGH PRESSURE
HYDRAULIC & GENERAL PURPOSE COUPLINGS**

PNEUMATIK, MITTELDRUCK-HYDRAULIK,
HOCHDRUCK-HYDRAULIK UND FLÜSSIGKEITEN.



**MEDIUM PRESSURE SERIES MD
MITTELDRUCK SERIE MD**

Interchangeability - Kompatibilität
WALTHER MD - 007

Temperature Range Temperaturbereich
-20°C +100°C (-4°F +212°F)

Working Pressure - Betriebsdruck

0 - 250 bar (0 - 3625 PSI) - Steel - Stahl
0 - 40 bar (0-580 PSI) - Brass - Messing
0 - 100 bar (0-1450 PSI) - Stainless Steel - Edelstahl

Flow capacity - Größen
NW - 7 (40 mm²)

For optional orders please add the symbol
of your option end of the order no.
Optionsbestellungen
Kennbuchstabe bitte hinzufügen
(Beispiel: 207 EGB 17PI-K-V)

Material - Material

Coupler body -
Kupplungsgrundkörper :Steel & Zinc Plated -
Stahl Verzinkt

Back Part -
Rückwärtiger :Steel Zinc Plated -
Stahl Verzinkt

Sleeve - Hülse :Steel Zinc Plated -
Stahl Verzinkt

Valve - Ventil
Springs & Ring-
Federn & Ring :Brass - Messing

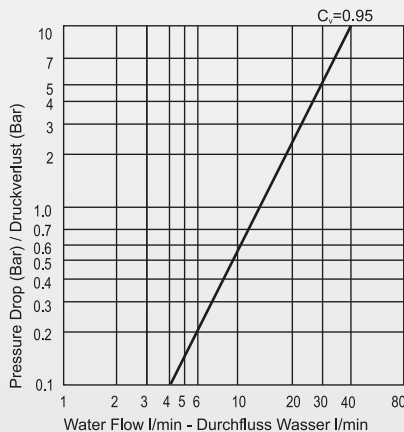
Balls -Kugeln :Stainless Steel -
Edelstahl
:AISI 420 & Hardened -
Gehärtet AISI 420

Seals - Dichtungen :Nitrile seal NBR (Ni) -
Nitrilgummi
Dichtung NBR (Ni)

Plug - Nippel :Steel Hardened & Oil
Burnished -Stahl
Gehärtet & Brüniert

Option - Optionen (Material - Material)

B -Brass - Messing
CN- Steel & Chemical Nickel Plated
Stahl Chemisch Vernickelt
S - Stainless Steel - Edelstahl (S4-S6)



**Couplers and Plugs
Kupplungen und Nippel**

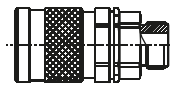
Connection
Anschlüsse

Order No
Bestellnr.

SW

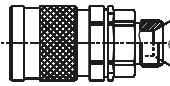
Lenght
Länge

ØD



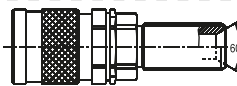
Male Threaded Coupler To ISO-228
Kupplung mit Aussengewinde zu ISO-228

| | | | | |
|----------|---------------|----|----|----|
| BSP 3/8" | 207 EGB 17-P1 | 24 | 68 | 30 |
| BSP 1/2" | 207 EGB 21-P1 | 24 | 71 | 30 |



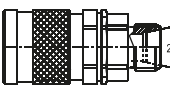
Male Threaded Coupler End Con. 60°
Kupplung mit 60°
Konisches Aussengewinde

| | | | | |
|----------|-------------------|----|----|----|
| BSP 3/8" | 207 EGB 17/60-P1 | 24 | 68 | 30 |
| M 16x1.5 | 207 EGBM 16/60-P1 | 24 | 67 | 30 |



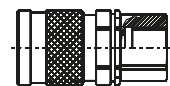
Male Threaded Coupler For
Panel Mounting End Con. 60°
Kupplung mit 60°
Konisches Aussengewinde
für Panel Typ

| | | | | |
|---------|-------------------|----|----|----|
| M16x1.5 | 207 SGBM 16/60-P1 | 24 | 89 | 30 |
|---------|-------------------|----|----|----|



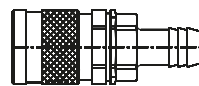
Male Threaded Coupler End Con. 24°
Kupplung mit 24°
Konisches Aussengewinde

| | | | | |
|-------------|-------------------|----|----|----|
| M14x1.5-Ø8 | 207 EGBM 14/08-P1 | 24 | 66 | 30 |
| M16x1.5-Ø10 | 207 EGBM 16/10-P1 | 24 | 67 | 30 |
| M18x1.5-Ø10 | 207 EGBM 18/10-P1 | 24 | 68 | 30 |
| M18x1.5-Ø12 | 207 EGBM 18/12-P1 | 24 | 68 | 30 |
| M20x1.5-Ø12 | 207 EGBM 20/12-P1 | 24 | 68 | 30 |



Female Threaded Coupler To ISO-228
kupplung mit Innengewinde zu ISO-228

| | | | | |
|----------|---------------|----|----|----|
| BSP 3/8" | 207 DGB 17-P1 | 24 | 68 | 30 |
| BSP 1/2" | 207 DGB 21-P1 | 27 | 71 | 30 |



Hose Tail Coupler
Kupplung mit Schlauchanschluß

| | | | | |
|------|---------------|----|----|----|
| Ø 9 | 207 HGB 09-P1 | 24 | 86 | 30 |
| Ø 11 | 207 HGB 11-P1 | 24 | 86 | 30 |
| Ø 13 | 207 HGB 13-P1 | 24 | 86 | 30 |

**PNEUMATIC, HYDRAULIC, HIGH PRESSURE
HYDRAULIC & GENERAL PURPOSE COUPLINGS**

PNEUMATIK, MITTELDRUCK-HYDRAULIK,
HOCHDRUCK-HYDRAULIK UND FLÜSSIGKEITEN.

■ **SERIE 207-PI**

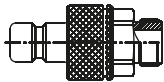
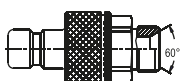
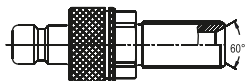
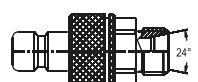
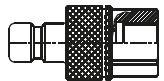
MEDIUM PRESSURE SERIES MD
MITTELDRUCK SERIE MD



Couplers and Plugs
Kupplungen und Nippel

| Connection Anschlüsse | Order No Bestellnr. | SW | Length Länge | ØD |
|--------------------------|------------------------|----|-----------------|----|
|--------------------------|------------------------|----|-----------------|----|

■ **Self Sealing Plugs** Verschlussnippel

| | | | | | |
|--|-------------|-------------------|----|----|----|
|  Male Threaded Shut-Off Plug To ISO-228 Nippel mit Aussengewinde zu ISO-228 absperrend | BSP 3/8" | 207 EUB 17-P1 | 24 | 66 | 30 |
| | BSP 1/2" | 207 EUB 21-P1 | 24 | 69 | 30 |
|  Male Threaded Shut-Off Plug End Con. 60° Nippel mit 60° Konisches Aussengewinde - absperrend | BSP 3/8" | 207 EUB 17/60-P1 | 24 | 66 | 30 |
| | M16x1.5 | 207 EUBM 16/60-P1 | 24 | 66 | 30 |
|  Male Threaded Plug For Panel Mounting End Con. 60° Nippel mit 60° Konisches Aussengewinde für Panel Typ - absperrend | M 16x1.5 | 207 SUBM 16/60-P1 | 24 | 88 | 30 |
|  Male Threaded Shut-Off Plug End Con. 24° Nippel mit 24° Konisches Aussengewinde - absperrend | M14x1.5-Ø8 | 207 EUBM 14/08-P1 | 24 | 64 | 30 |
| | M16x1.5-Ø10 | 207 EUBM 16/10-P1 | 24 | 66 | 30 |
| | M18x1.5-Ø10 | 207 EUBM 18/10-P1 | 24 | 65 | 30 |
| | M18x1.5-Ø12 | 207 EUBM 18/12-P1 | 24 | 66 | 30 |
| | M20x1.5-Ø12 | 207 EUBM 20/12-P1 | 24 | 66 | 30 |
|  Female Threaded Shut-Off Plug To ISO-228 Nippel mit Innengewinde zu ISO-228 absperrend | BSP 3/8" | 207 DUB 17-P1 | 24 | 67 | 30 |
| | BSP 1/2" | 207 DUB 21-P1 | 27 | 70 | 30 |

Interchangeability - Kompatibilität
WALTHER MD - 007

Temperature Range Temperaturbereich
-20°C +100°C (-4°F +212°F)

Working Pressure - Betriebsdruck
0 - 250 bar (0 - 3625 PSI) - Steel - Stahl
0 - 40 bar (0-580 PSI) - Brass - Messing
0 - 100 bar (0-1450 PSI) - Stainless Steel - Edelstahl

Flow capacity - Größen
NW - 7 (40 mm²)

For optional orders please add the symbol of your option end of the order no. Optionsbestellungen Kennbuchstabe bitte hinzufügen (Beispiel: 207 EGB 17PI-K-V)

Material - Material
Coupler body - Kupplungsgrundkörper :Steel & Zinc Plated - Stahl Verzinkt

Back Part - Rückwärtiger :Steel Zinc Plated - Stahl verzinkt
Sleeve - Hülse :Steel Zinc Plated - Stahl verzinkt

Valve - Ventil :Brass - Messing
Springs & Ring- Federn & Ring :Stainless Steel - Edelstahl
Balls -Kugeln :AISI 420 & Hardened - Gehärtet AISI 420

Seals - Dichtungen :Nitrile seal NBR (Ni) - Nitrilgummi
Dichtung NBR (Ni)

Plug - Nippel :Steel Hardened & Oil Burnished -Stahl Gehärtet & Brüniert

Option - Optionen (Material - Material)
B -Brass - Messing
CN- Steel & Chemical Nickel Plated
Stahl Chemisch Vernickelt
S - Stainless Steel - Edelstahl (S4-S6)

