



SERIE 206-PI

**PNEUMATIC, HYDRAULIC, HIGH PRESSURE
HYDRAULIC & GENERAL PURPOSE COUPLINGS**

PNEUMATIK, MITTELDRUCK-HYDRAULIK,
HOCHDRUCK-HYDRAULIK UND FLÜSSIGKEITEN.



MEDIUM PRESSURE SERIES MD
MITTELDRUCKSERIE MD

Interchangeability - Kompatibilität
WALTHER MD - 006

Temperature Range Temperaturbereich
-20°C +100°C (-4°F +212°F)

Working Pressure - Betriebsdruck

0 - 200 bar (0 - 2900 PSI) - Steel - Stahl
0 - 40 bar (0-580 PSI) - Brass - Messing
0 - 100 bar (0-1450 PSI) - Stainless Steel - Edelstahl

Flow capacity - Größen
NW - 6 (30 mm²)

For optional orders please add the symbol
of your option end of the order no.
Optionsbestellungen
Kennbuchstabe bitte hinzufügen
(Beispiel: 206 EGB 13PI-K-V)

Material - Material

Coupler body -
Kupplungsgrundkörper :Steel & Zinc Plated -
Stahl Verzinkt

Back Part -
Rückwärtiger :Steel Zinc Plated -
Stahl Verzinkt

Sleeve - Hülse :Steel Zinc Plated -
Stahl Verzinkt

Valve - Ventil :Brass - Messing
Springs & Ring-
Federn & Ring :Stainless Steel -
Edelstahl

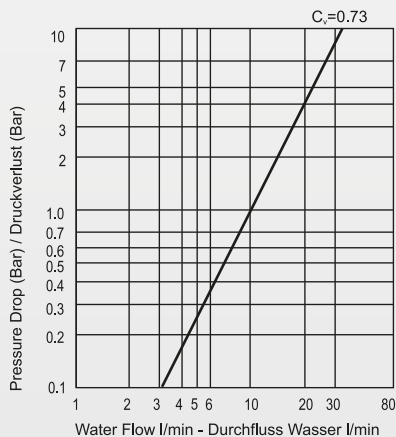
Balls -Kugeln :AISI 420 & Hardened -
Gehärtet AISI 420

Seals - Dichtungen :Nitrile seal NBR (Ni) -
Nitrilgummi
Dichtung NBR (Ni)

Plug - Nippel :Steel Hardened & Oil
Burnished -Stahl
Gehärtet & Brüniert

Option - Optionen (Material - Material)

B -Brass - Messing
CN- Steel & Chemical Nickel Plated
Stahl Chemisch Vernickelt
S - Stainless Steel - Edelstahl (S4-S6)



**Couplers and Plugs
Kupplungen und Nippel**

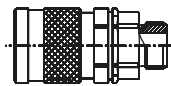
Connection
Anschlüsse

Order No
Bestellnr.

SW

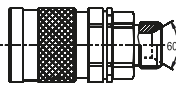
Lenght
Länge

ØD



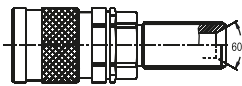
Male Threaded Coupler To ISO-228
Kupplung mit Aussengewinde zu ISO-228

BSP 1/4"	206 EGB 13-P1	19	58	25
BSP 3/8"	206 EGB 17-P1	19	59	25
BSP 1/2"	206 EGB 21-P1	22	62	25



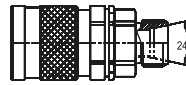
Male Threaded Coupler End Con. 60°
Kupplung mit 60°
Konisches Aussengewinde

BSP 1/4"	206 EGB 13/60-P1	19	58	25
BSP 3/8"	206 EGB 17/60-P1	19	59	25
M 14x1.5	206 EGBM 14/60-P1	19	57	25



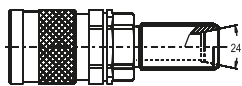
Male Threaded Coupler For Panel
Mounting End Con. 60°
Kupplung mit 60° Konisches
Aussengewinde für Panel Typ

M14x1.5	206 SGBM 14/60-P1	19	79	25
---------	-------------------	----	----	----



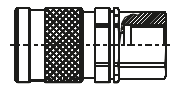
Male Threaded Coupler End Con. 24°
Kupplung mit 24°
Konisches Aussengewinde

M12x1.5-Ø6	206 EGBM 12/06-P1	19	57	25
M14x1.5-Ø8	206 EGBM 14/08-P1	19	57	25
M16x1.5-Ø10	206 EGBM 16/10-P1	19	58	25
M18x1.5-Ø10	206 EGBM 18/10-P1	19	59	25
M18x1.5-Ø12	206 EGBM 18/12-P1	19	59	25
M20x1.5-Ø12	206 EGBM 20/12-P1	22	59	25



Male Threaded Coupler For Panel
Mounting End Con. 24°
Kupplung mit 24° Konisches
Aussengewinde für Panel Typ

M 14x1.5-Ø6	206 SGBM 14/06-P1	19	79	25
M16x1.5-Ø8	206 SGBM 16/08-P1	19	79	25



Female Threaded Coupler To ISO-228
Kupplung mit Innengewinde zu ISO-228

BSP 1/4"	206 DGB 13-P1	19	57	25
BSP 3/8"	206 DGB 17-P1	22	58	25

**PNEUMATIC, HYDRAULIC, HIGH PRESSURE
HYDRAULIC & GENERAL PURPOSE COUPLINGS**

PNEUMATIK, MITTELDRUCK-HYDRAULIK,
HOCHDRUCK-HYDRAULIK UND FLÜSSIGKEITEN.

SERIE 206-PI



**MEDIUM PRESSURE SERIES MD
MITTELDRUCK SERIE MD**



Interchangeability - Kompatibilität
WALTHER MD - 006

Temperature Range Temperaturbereich
-20°C +100°C (-4°F +212°F)

Working Pressure - Betriebsdruck
0 - 200 bar (0 - 2900 PSI) - Steel - Stahl
0 - 40 bar (0-580 PSI) - Brass - Messing
0 - 100 bar (0-1450 PSI) - Stainless Steel - Edelstahl

Flow capacity - Größen
NW - 6 (30 mm²)

For optional orders please add the symbol
of your option end of the order no.
Optionsbestellungen
Kennbuchstabe bitte hinzufügen
(Beispiel: 206 EGB 13PI-K-V)

Material - Material

Coupler body -
Kupplungsgrundkörper :Steel & Zinc Plated -
Stahl Verzinkt

Back Part -
Rückwärtiger :Steel Zinc Plated -
Stahl verzinkt

Sleeve - Hülse :Steel Zinc Plated -
Stahl verzinkt

Valve - Ventil :Brass - Messing
Springs & Ring-
Federn & Ring :Stainless Steel -
Edelstahl

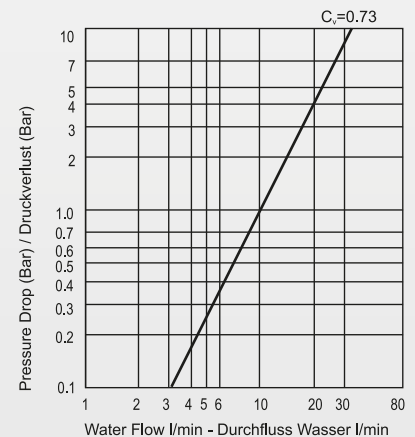
Balls -Kugeln :AISI 420 & Hardened -
Gehärtet AISI 420

Seals - Dichtungen :Nitrile seal NBR (Ni) -
Nitrilgummi
Dichtung NBR (Ni)

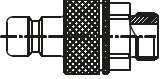
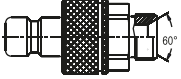
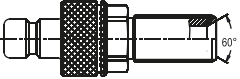
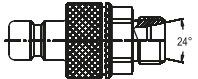
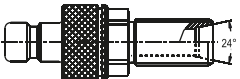
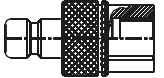
Plug - Nippel :Steel Hardened & Oil
Burnished -Stahl
Gehärtet & Brüniert

Option - Optionen (Material - Material)

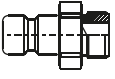
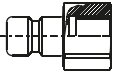
B -Brass - Messing
CN- Steel & Chemical Nickel Plated
Stahl Chemisch Vernickelt
S - Stainless Steel - Edelstahl (S4-S6)



Self Sealing Plugs Verschlussnippel

	Connection Anschlüsse	Order No Bestellnr.	SW	Lenght Länge	ØD
 Male Threaded Shut-Off Plug To ISO-228 Nippel mit Aussengewinde zu ISO-228 absperrend	BSP 1/4"	206 EUB 13-P1	19	56	25
	BSP 3/8"	206 EUB 17-P1	19	57	25
	BSP 1/2"	206 EUB 21-P1	19	60	25
 Male Threaded Shut-Off Plug End Con. 60° Nippel mit 60° Konisches Aussengewinde - absperrend	BSP 1/4"	206 EUB 13/60-P1	19	56	25
	BSP 3/8"	206 EUB 17/60-P1	19	57	25
	M14x1.5	206 EUBM 14/60-P1	19	55	25
 Male Threaded Plug For Panel Mounting End Con. 60° Nippel mit 60° Konisches Aussengewinde für Panel Typ - absperrend	M14x1.5	206 SUB 14/60-P1	19	77	25
 Male Threaded Shut-Off Plug End Con. 24° Nippel mit 24° Konisches Aussengewinde - absperrend	M12x1.5-Ø6	206 EUBM 12/06-P1	19	64	25
	M14x1.5-Ø8	206 EUBM 14/08-P1	19	64	25
	M16x1.5-Ø10	206 EUBM 16/10-P1	19	65	25
	M18x1.5-Ø10	206 EUBM 18/10-P1	19	66	25
	M18x1.5-Ø12	206 EUBM 18/12-P1	19	66	25
	M20x1.5-Ø12	206 EUBM 20/12-P1	22	66	25
 Male Threaded Plug For Panel Mounting End Con. 24° Nippel mit 24° Konisches Aussengewinde für Panel Typ - absperrend	M14x1.5-Ø6	206 SUBM 14/06-P1	19	77	25
	M16x1.5-Ø8	206 SUBM 16/08-P1	19	77	25
 Female Threaded Shut-Off Plug To ISO-228 Kupplung mit Innengewinde zu ISO-228 absperrend	BSP 1/4"	206 DUB 13-P1	19	55	25
	BSP 3/8"	206 DUB 17-P1	22	56	25

Thru Flow Plugs Nippel Ohne Ventil

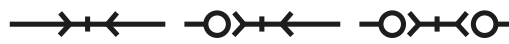
 Male Threaded Coupler To ISO-228 Kupplung mit Aussengewinde zu ISO-228	BSP 1/8"	206 EU 10-P1	14	34	15.5
	BSP 1/4"	206 EU 13-P1	14	37	15.5
	BSP 3/8"	206 EU 17-P1	19	41	22
 Female Threaded Plug To ISO-228 Nippel mit Innengewinde zu ISO-228	BSP 1/8"	206 DU 10-P1	15	31	15.5
	BSP 1/4"	206 DU 13-P1	17	36	19
	BSP 3/8"	206 DU 17-P1	19	38	22



SERIE 207-PI

**PNEUMATIC, HYDRAULIC, HIGH PRESSURE
HYDRAULIC & GENERAL PURPOSE COUPLINGS**

PNEUMATIK, MITTELDRUCK-HYDRAULIK,
HOCHDRUCK-HYDRAULIK UND FLÜSSIGKEITEN.



MEDIUM PRESSURE SERIES MD
MITTELDRUCKSERIE MD

Interchangeability - Kompatibilität
WALTHER MD - 007

Temperature Range Temperaturbereich
-20°C +100°C (-4°F +212°F)

Working Pressure - Betriebsdruck

0 - 250 bar (0 - 3625 PSI) - Steel - Stahl
0 - 40 bar (0-580 PSI) - Brass - Messing
0 - 100 bar (0-1450 PSI) - Stainless Steel - Edelstahl

Flow capacity - Größen
NW - 7 (40 mm²)

For optional orders please add the symbol
of your option end of the order no.
Optionsbestellungen
Kennbuchstabe bitte hinzufügen
(Beispiel: 207 EGB 17PI-K-V)

Material - Material

Coupler body -
Kupplungsgrundkörper :Steel & Zinc Plated -
Stahl Verzinkt

Back Part -
Rückwärtiger :Steel Zinc Plated -
Stahl Verzinkt

Sleeve - Hülse :Steel Zinc Plated -
Stahl Verzinkt

Valve - Ventil
Springs & Ring-
Federn & Ring :Brass - Messing

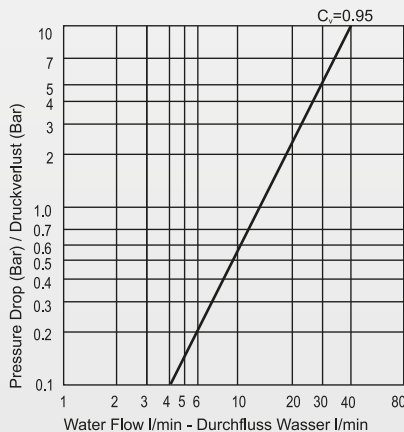
Balls -Kugeln :Stainless Steel -
Edelstahl
:AISI 420 & Hardened -
Gehärtet AISI 420

Seals - Dichtungen :Nitrile seal NBR (Ni) -
Nitrilgummi
Dichtung NBR (Ni)

Plug - Nippel :Steel Hardened & Oil
Burnished -Stahl
Gehärtet & Brüniert

Option - Optionen (Material - Material)

B -Brass - Messing
CN- Steel & Chemical Nickel Plated
Stahl Chemisch Vernickelt
S - Stainless Steel - Edelstahl (S4-S6)



**Couplers and Plugs
Kupplungen und Nippel**

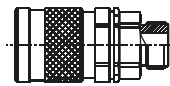
Connection
Anschlüsse

Order No
Bestellnr.

SW

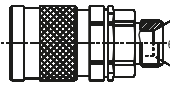
Lenght
Länge

ØD



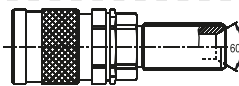
Male Threaded Coupler To ISO-228
Kupplung mit Aussengewinde zu ISO-228

BSP 3/8"	207 EGB 17-P1	24	68	30
BSP 1/2"	207 EGB 21-P1	24	71	30



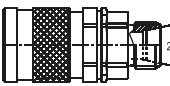
Male Threaded Coupler End Con. 60°
Kupplung mit 60°
Konisches Aussengewinde

BSP 3/8"	207 EGB 17/60-P1	24	68	30
M 16x1.5	207 EGBM 16/60-P1	24	67	30



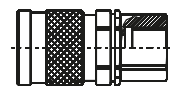
Male Threaded Coupler For
Panel Mounting End Con. 60°
Kupplung mit 60°
Konisches Aussengewinde
für Panel Typ

M16x1.5	207 SGBM 16/60-P1	24	89	30
---------	-------------------	----	----	----



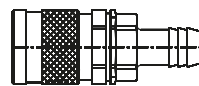
Male Threaded Coupler End Con. 24°
Kupplung mit 24°
Konisches Aussengewinde

M14x1.5-Ø8	207 EGBM 14/08-P1	24	66	30
M16x1.5-Ø10	207 EGBM 16/10-P1	24	67	30
M18x1.5-Ø10	207 EGBM 18/10-P1	24	68	30
M18x1.5-Ø12	207 EGBM 18/12-P1	24	68	30
M20x1.5-Ø12	207 EGBM 20/12-P1	24	68	30



Female Threaded Coupler To ISO-228
kupplung mit Innengewinde zu ISO-228

BSP 3/8"	207 DGB 17-P1	24	68	30
BSP 1/2"	207 DGB 21-P1	27	71	30



Hose Tail Coupler
Kupplung mit Schlauchanschluß

Ø 9	207 HGB 09-P1	24	86	30
Ø 11	207 HGB 11-P1	24	86	30
Ø 13	207 HGB 13-P1	24	86	30

**PNEUMATIC, HYDRAULIC, HIGH PRESSURE
HYDRAULIC & GENERAL PURPOSE COUPLINGS**

PNEUMATIK, MITTELDRUCK-HYDRAULIK,
HOCHDRUCK-HYDRAULIK UND FLÜSSIGKEITEN.

SERIE 207-PI

MEDIUM PRESSURE SERIES MD
MITTELDRUCK SERIE MD



Couplers and Plugs
Kupplungen und Nippel

Connection
Anschlüsse

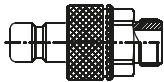
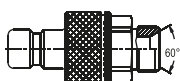
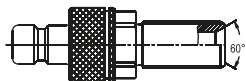
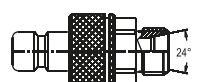
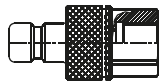
Order No
Bestellnr.

SW

Lenght
Länge

ØD

Self Sealing Plugs Verschlussnippel

 Male Threaded Shut-Off Plug To ISO-228 Nippel mit Aussengewinde zu ISO-228 absperrend	BSP 3/8"	207 EUB 17-P1	24	66	30
	BSP 1/2"	207 EUB 21-P1	24	69	30
 Male Threaded Shut-Off Plug End Con. 60° Nippel mit 60° Konisches Aussengewinde - absperrend	BSP 3/8"	207 EUB 17/60-P1	24	66	30
	M16x1.5	207 EUBM 16/60-P1	24	66	30
 Male Threaded Plug For Panel Mounting End Con. 60° Nippel mit 60° Konisches Aussengewinde für Panel Typ - absperrend	M 16x1.5	207 SUBM 16/60-P1	24	88	30
 Male Threaded Shut-Off Plug End Con. 24° Nippel mit 24° Konisches Aussengewinde - absperrend	M14x1.5-Ø8	207 EUBM 14/08-P1	24	64	30
	M16x1.5-Ø10	207 EUBM 16/10-P1	24	66	30
	M18x1.5-Ø10	207 EUBM 18/10-P1	24	65	30
	M18x1.5-Ø12	207 EUBM 18/12-P1	24	66	30
	M20x1.5-Ø12	207 EUBM 20/12-P1	24	66	30
 Female Threaded Shut-Off Plug To ISO-228 Nippel mit Innengewinde zu ISO-228 absperrend	BSP 3/8"	207 DUB 17-P1	24	67	30
	BSP 1/2"	207 DUB 21-P1	27	70	30

Interchangeability - Kompatibilität
WALTHER MD - 007

Temperature Range Temperaturbereich
-20°C +100°C (-4°F +212°F)

Working Pressure - Betriebsdruck
0 - 250 bar (0 - 3625 PSI) - Steel - Stahl
0 - 40 bar (0-580 PSI) - Brass - Messing
0 - 100 bar (0-1450 PSI) - Stainless Steel - Edelstahl

Flow capacity - Größen
NW - 7 (40 mm²)

For optional orders please add the symbol of your option end of the order no.
Optionsbestellungen
Kennbuchstabe bitte hinzufügen
(Beispiel: 207 EGB 17PI-K-V)

Material - Material

Coupler body -
Kupplungsgrundkörper :Steel & Zinc Plated -
Stahl Verzinkt

Back Part -
Rückwartiger :Steel Zinc Plated -
Stahl verzinkt

Sleeve - Hülse
:Steel Zinc Plated -
Stahl verzinkt

Valve - Ventil :Brass - Messing

Springs & Ring-
Federn & Ring :Stainless Steel -
Edelstahl

Balls -Kugeln :AISI 420 & Hardened -
Gehärtet AISI 420

Seals - Dichtungen :Nitrile seal NBR (Ni) -
Nitrilgummi
Dichtung NBR (Ni)

Plug - Nippel :Steel Hardened & Oil
Burnished -Stahl
Gehärtet & Brüniert

Option - Optionen (Material - Material)

B -Brass - Messing

CN- Steel & Chemical Nickel Plated

Stahl Chemisch Vernickelt

S - Stainless Steel - Edelstahl (S4-S6)

