

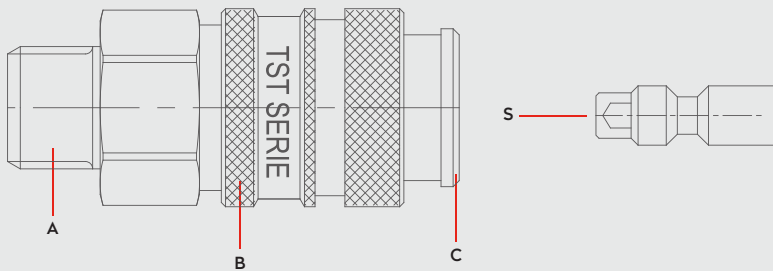
PNEUMATIC COUPLINGS PNEUMATISCHE KUPPLUNGEN

SERIE 050

DN 2.5




Materials




Material Code

- A = Brass
- B = Brass
- C = Brass
- S = Brass



0 - 35 bar
(0-508 PSI)



-20° to + 100°C (NBR)
-4° to + 212°F

Shut Off Type



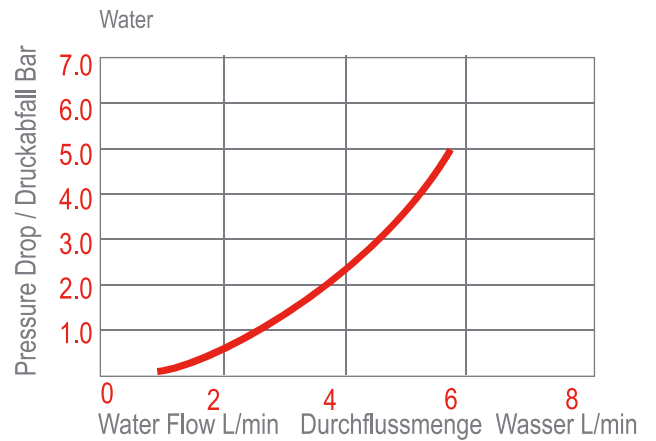
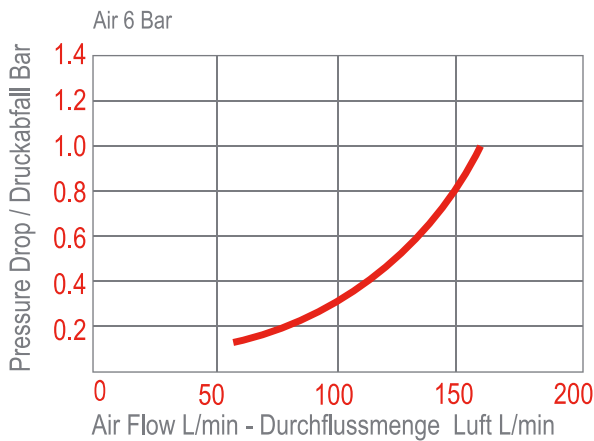

OM 157- 00550
OM 200 - 00300

FLOW

160 lt/min

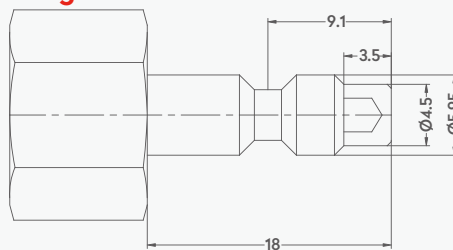
DN

2.5 mm



Options

Plug Profile Serie 050



Compatible with

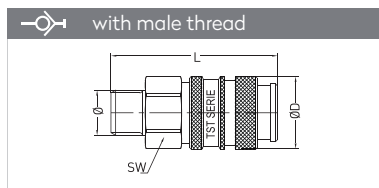
- PARKER - RECTUS 50
- WALTHER LP 002

PNEUMATIC COUPLINGS
PNEUMATISCHE KUPPLUNGEN

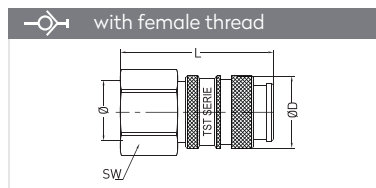
SERIE 050



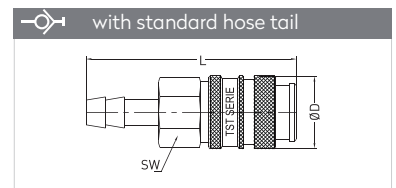
QUICK COUPLINGS SCHNELLKUPPLUNGEN



Connection	Part No.	SW	L	ØD
BSP 1/8"	050 EG 10	14	37	16.3
BSP 1/4"	050 EG 13	17	39	16.3
BSP 3/8"	050 EG 17	19	39	16.3

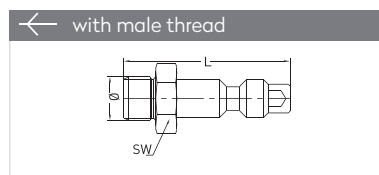


Connection	Part No.	SW	L	ØD
BSP 1/8"	050 DG 10	14	36.5	16.3
BSP 1/4"	050 DG 13	17	38.5	16.3
BSP 3/8"	050 DG 17	19	38.5	16.3

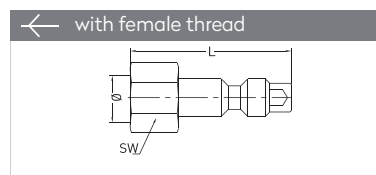


Connection	Part No.	SW	L	ØD
4 mm - 1/6"	050 HG 04	14	47	16.3
6 mm - 1/4"	050 HG 06	14	47	16.3
8 mm - 5/16"	050 HG 08	14	47	16.3
9 mm - 5/14"	050 HG 09	14	47	16.3
10 mm - 3/8"	050 HG 10	14	47	16.3

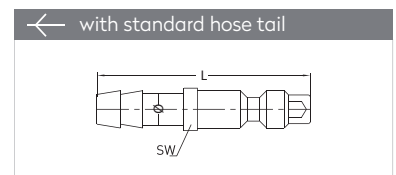
PLUGS STECKNIPPEL



Connection	Part No.	SW	L
BSP 1/8"	050 EU 10	14	26.7



Connection	Part No.	SW	L
BSP 1/8"	050 DU 10	14	28.1



Connection	Part No.	SW	L
4 mm - 1/6"	050 HU 04	7	35
6 mm - 1/4"	050 HU 06	7	35