

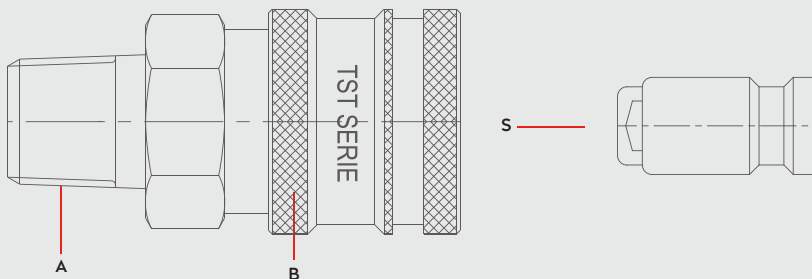
PNEUMATIC COUPLINGS  
PNEUMATISCHE KUPPLUNGEN

SERIE 049

DN 3.2



Materials




Material Code


A = Brass

B = Brass

S = Brass




0 - 48 bar  
(0-696 PSI)



-20° to + 100°C (NBR)  
-4° to + 212°F

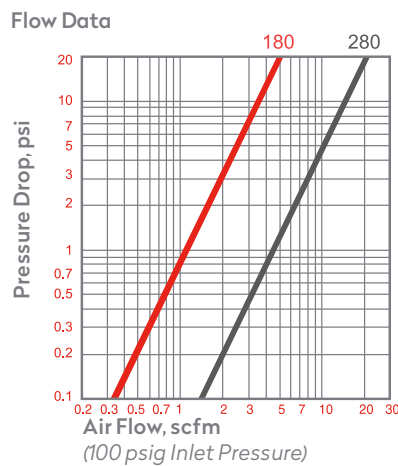
Shut Off Type




OM 178 - 00765

FLOW 90 lt/min

DN 3.2 mm



Options

FPM

Plug Profile Serie 049

Compatible with

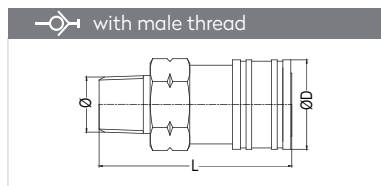
HANSEN 180, 280

PNEUMATIC COUPLINGS  
PNEUMATISCHE KUPPLUNGEN

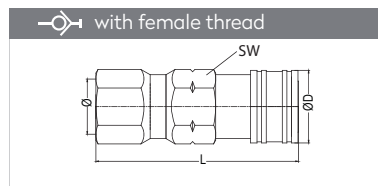
# SERIE 049



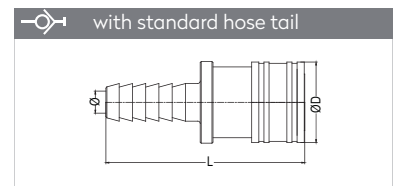
## QUICK COUPLINGS SCHNELLKUPPLUNGEN



Connection	Part No.	SW	L	ØD
NPT 1/8"	049 TG 10	14	34	15.8
NPT 1/4"	049 TG 13	14	37	15.8

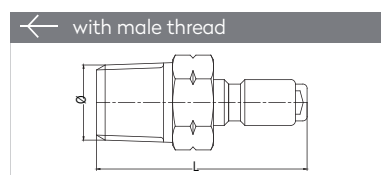


Connection	Part No.	SW	L	ØD
NPT 1/8"	049 NG 10	14	44	15.8

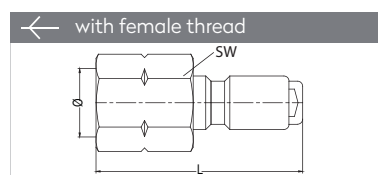


Connection	Part No.	L	ØD
Ø 4	049 HG 04	39	15.8
Ø 6	049 HG 06	39	15.8

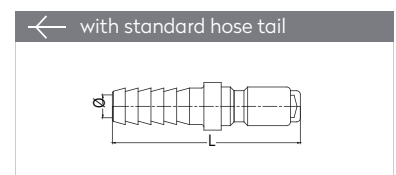
## PLUGS STECKNIPPEL



Connection	Part No.	SW	L
NPT 1/8"	049 TU 10	11	30.7
NPT 1/4"	049 TU 13	14	36



Connection	Part No.	SW	L
NPT 1/8"	049 NU 10	13	30.2



Connection	Part No.	L	ØD
Ø 3 1/8"	049 HU 03	31.8	9.6
Ø 4 5/32"	049 HU 04	32	10
Ø 5 3/16"	049 HU 05	38	9.6
Ø 6 1/4"	049 HU 06	38	9.6