



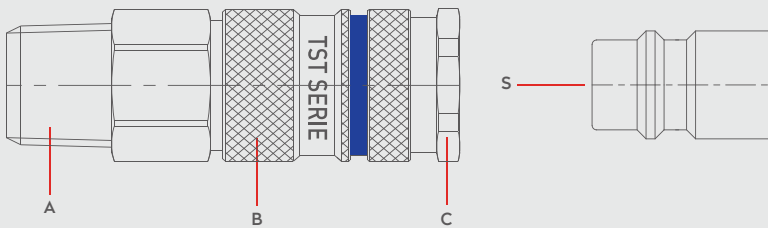
PNEUMATIC COUPLINGS
PNEUMATISCHE KUPPLUNGEN

SERIE 025L

DN 7.4




Materials




Material Code

- A = Brass Nickel Plated
- B = Steel Nickel Plated
- C = Brass Nickel Plated
- S = Brass Nickel Plated




0 - 8 bar
(0-116 PSI)



-20° to + 100°C (NBR)
-4° to + 212°F

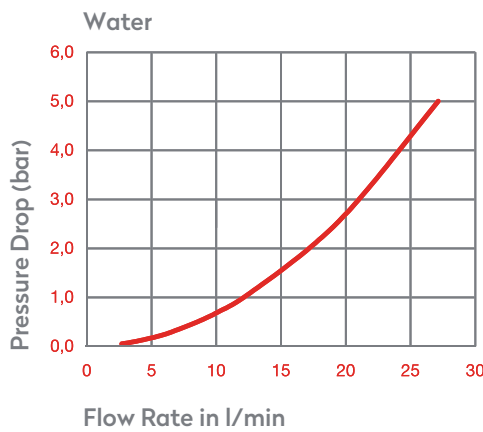
Shut Off Type




OM 178 - 00215
OM 100 - 01200
OM 262 - 00795

DRY BREAK

DN 7.4 mm



Options

FPM

Plug Profile Serie 025L

Compatible with

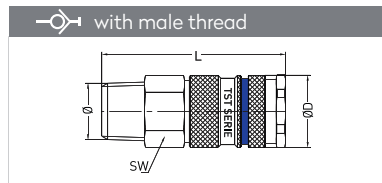
PARKER - RECTUS 25KL



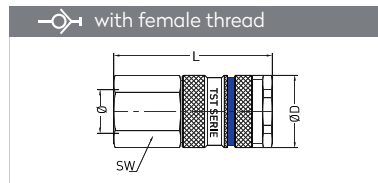
Non Spill

Flat Face

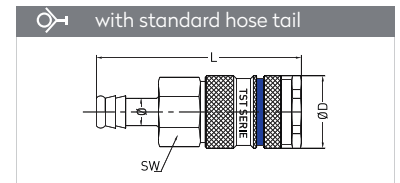
QUICK COUPLINGS SCHNELLKUPPLUNGEN



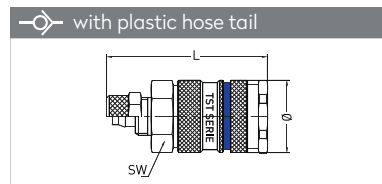
Connection	Part No.	SW	L	ØD
BSPT 1/4"	025 RGL 13	19	60	23
BSPT 3/8"	025 RGL 17	19	61	23
BSPT 1/2"	025 RGL 21	22	55	23
BSP 1/4"	025 EGL 13	19	57	23
BSP 3/8"	025 EGL 17	19	57	23
BSP 1/2"	025 EGL 21	22	51	23
M 14 x 1,5	025 EGLM 14	19	60	23
M 16 x 1,5	025 EGLM 16	19	60	23
M 18 x 1,5	025 EGLM 18	19	61	23



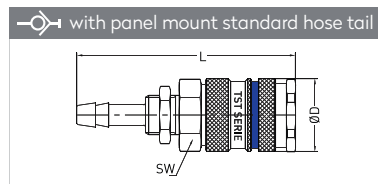
Connection	Part No.	SW	L	ØD
BSP 1/4"	025 DGL 13	19	55	23
BSP 3/8"	025 DGL 17	19	55	23
BSP 1/2"	025 DGL 21	24	57	23
M 14 x 1,5	025 DGLM 14	19	54	23
M 16 x 1,5	025 DGLM 16	19	54	23



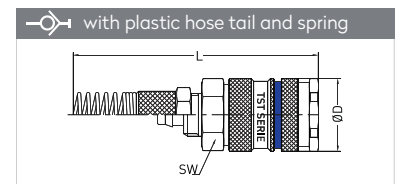
Connection	Part No.	SW	L	ØD
6 mm - 1/4"	025 HGL 06	19	71	23
8 mm - 5/16"	025 HGL 08	19	71	23
9 mm - 5/14"	025 HGL 09	19	71	23
10 mm - 3/8"	025 HGL 10	19	71	23
13 mm - 1/2"	025 HGL 13	19	71	23



Connection	Part No.	SW	L	ØD
6 x 8 mm - M 12x1	025 PGL 06	19	62	23
8 x 10 mm - M 16x1	025 PGL 08	19	65	23
9 x 12 mm - M 16x1	025 PGL 09	19	65	23

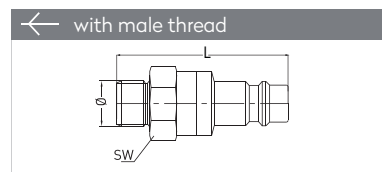


Connection	Part No.	SW	L	ØD
6 mm - M 12 x 1	025 MGL 06	19	79	23
8 mm - M 12 x 1	025 MGL 08	19	79	23
10 mm - BSP 1/4"	025 MGL 10	19	79	23

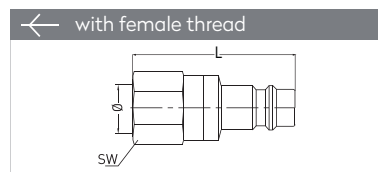


Connection	Part No.	SW	L	ØD
6 x 8 mm - M 12x1	025 YGL 06	19	152,5	23
8 x 10 mm - M 16x1	025 YGL 08	19	159,5	23
9 x 12 mm - M 16x1	025 YGL 09	19	159,5	23

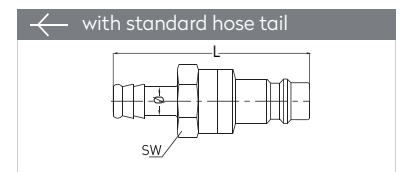
PLUGS STECKNIPPEL



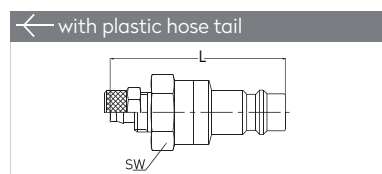
Connection	Part No.	SW	L
BSPT 1/8"	025 RUL 10	21	43,5
BSPT 1/4"	025 RUL 13	21	46,5
BSPT 3/8"	025 RUL 17	21	46,5
BSPT 1/2"	025 RUL 21	22	47
M 14 x 1,5	025 EULM 14	21	44,5
M 16 x 1,5	025 EULM 16	21	44,5
M 18 x 1,5	025 EULM 18	21	44,5



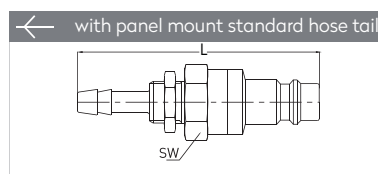
Connection	Part No.	SW	L
BSP 1/8"	025 DUL 10	21	41,5
BSP 1/4"	025 DUL 13	21	43,5
BSP 3/8"	025 DUL 17	21	43,5
BSP 1/2"	025 DUL 21	24	46
M 14 x 1,5	025 DULM 14	21	42,5
M 16 x 1,5	025 DULM 16	21	42,5
M 18 x 1,5	025 DULM 18	21	42,5



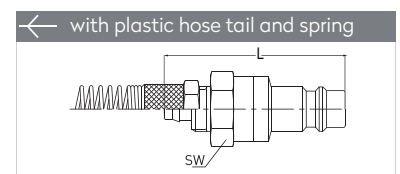
Connection	Part No.	SW	L
6 mm - 1/4"	025 HUL 06	21	57,5
8 mm - 5/16"	025 HUL 08	21	57,5
9 mm - 5/14"	025 HUL 09	21	57,5
10 mm - 3/8"	025 HUL 10	21	57,5
13 mm - 1/2"	025 HUL 13	21	57,5



Connection	Part No.	SW	L
4 x 6 mm - M 10 x 1	025 PUL 04	21	48,5
6 x 8 mm - M 12 x 1	025 PUL 06	21	48,5
8 x 10 mm - M 16 x 1	025 PUL 08	21	51,5
9 x 12 mm - M16 x 1	025 PUL 09	21	51,5



Connection	Part No.	SW	L
6 mm - M 12 x 1	025 MUL 06	21	65,5
8 mm - M 12 x 1	025 MUL 08	21	65,5
10 mm - BSP 1/4"	025 MUL 10	21	65,5



Connection	Part No.	SW	L
4 x 6 mm - M 10 x 1	025 YUL 04	21	127
6 x 8 mm - M 12 x 1	025 YUL 06	21	129
8 x 10 mm - M 16 x 1	025 YUL 08	21	146
9 x 12 mm - BSP 1/4"	025 YUL 09	21	146