



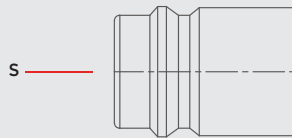
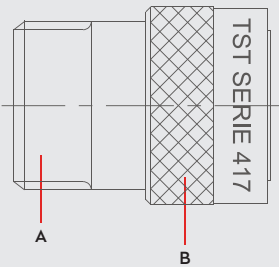
PNEUMATIC COUPLINGS
PNEUMATISCHE KUPPLUNGEN

SERIE 417

DN10



Materials



Material Code

A = Brass Chrome Plated

B = Brass Chrome Plated

S = Brass Chrome Plated




0 - 35 bar
(0-507 PSI)



-20° to + 100°C (NBR)
-4° to + 212°F

Shut Off Type



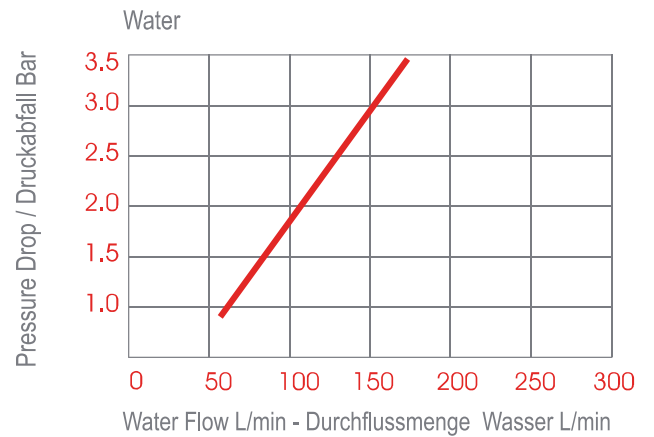
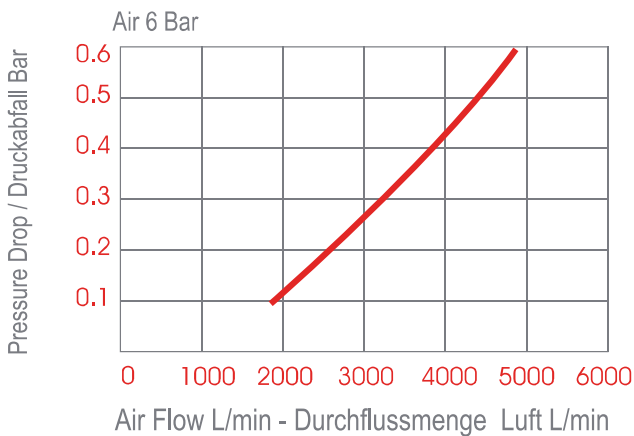
OM 262 - 01235

FLOW

3900 lt/min

DN

10 mm

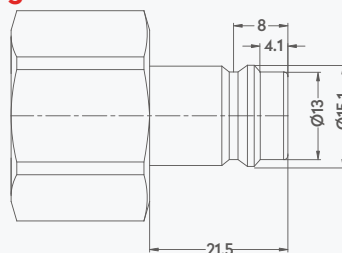


Options

FPM

EPDM

Plug Profile Serie 417



Compatible with

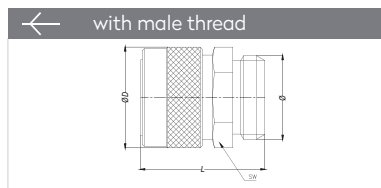
TST	027, 410, 411
CEJN	410, 411
PARKER - RECTUS	41

PNEUMATIC COUPLINGS
PNEUMATISCHE KUPPLUNGEN

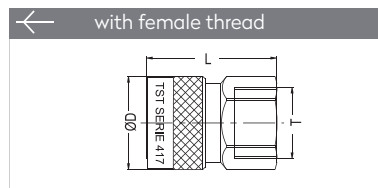
SERIE 417



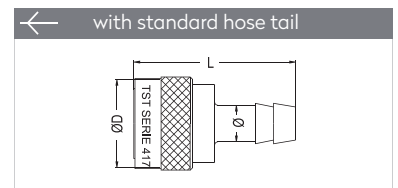
QUICK COUPLINGS SCHNELLKUPPLUNGEN



Connection	Part No.	SW	L	ØD
BSP 1/2"	417 EGF 21	22	31	25.3
BSP 3/4"	417 EGF 26	27	32	25.3

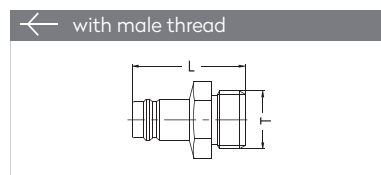


Connection	Part No.	SW	L	ØD
M 22 x 1	417 DGFM 22	24	32	25.3
BSP 1/2"	417 DGF 21	24	32	25.3
BSP 3/4"	417 DGF 26	30	32	25.3

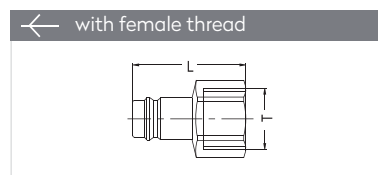


Connection	Part No.	Ø	L	ØD
Ø10 mm - 3/8"	417 HGF 10	25	46	25.3
Ø13 mm - 1/2"	417 HGF 13	25	45	25.3
Ø16 mm - 5/8"	417 HGF 16	25	44	25.3
Ø19 mm - 1/2"	417 HGF 19	25	44	25.3

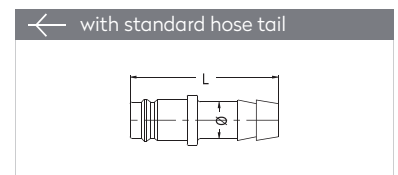
PLUGS STECKNIPPEL



Connection	Part No.	SW	L
BSP 1/2"	417 EU 21	22	37
BSP 3/4"	417 EU 26	27	37.5



Connection	Part No.	SW	L
M 22 x 1	417 DUM 22	25	32
BSP 1/2"	417 DU 21	24	33
BSP 3/4"	417 DU 26	30	34.5



Connection	Part No.	L
Ø 10 mm - 3/8"	417 HU 10	48
Ø 13 mm - 1/2"	417 HU 13	48
Ø 16 mm - 5/8"	417 HU 16	48
Ø 19 mm - 3/4"	417 HU 19	48