
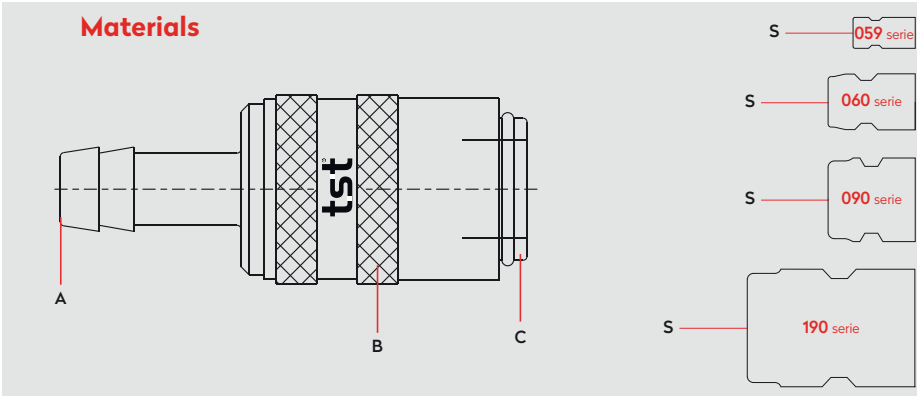


MOULD COOLING COUPLINGS
KÜHLUNGSELEMENTE FÜR WERKZEUGE

SERIE 059-060-090-190



EUROPEAN SERIE



Material Code

A = Brass

B = Brass

C = Brass

S = Brass

(059 serie is Nickel Plated)

0 - 25 bar

-26°C to + 200°C (FPM)

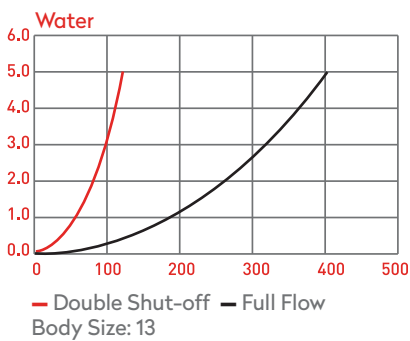
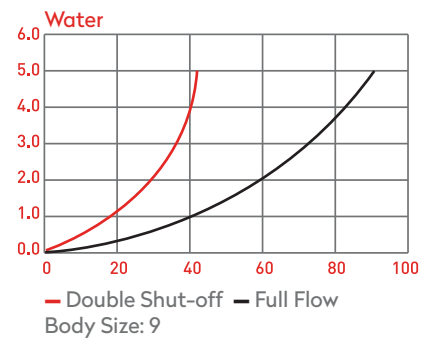
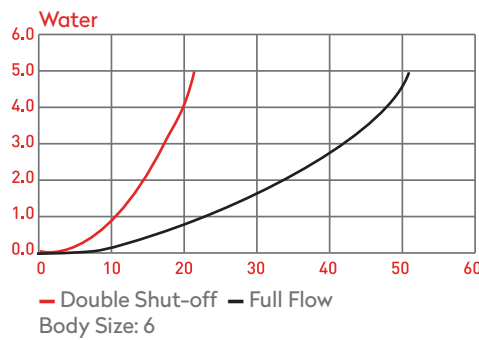
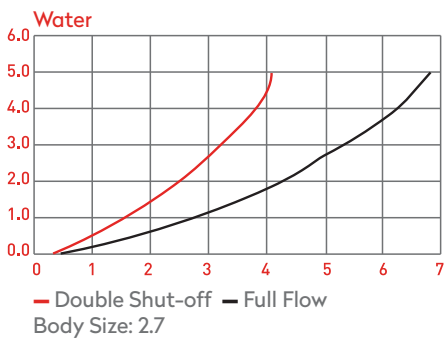
Shut Off Type

TST 059 → OV100-00500 / OV100-00300
TST 060 → OV250-00800
TST 090 → OV262-01235
TST 190 → OV262-01785 / OV262-01235

European Serie

DN

TST 059 → 2.7 mm
TST 060 → 6 mm
TST 090 → 9 mm
TST 190 → 13 mm



Options

- E1
- E2
- E3
- Id. Ring
- NICKEL
- HT
- AISI303
Stainless Steel
- NPT

Compatible with

HASCO
DYROS
EOC
LÜDECKE ESHMC 059,
ESHM 060, ESH 090, ESHG 190
ESHME 060-S3, ESHE 090-S3

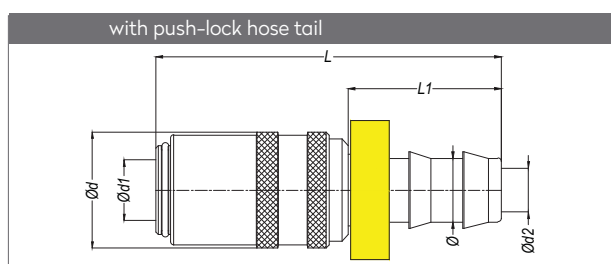
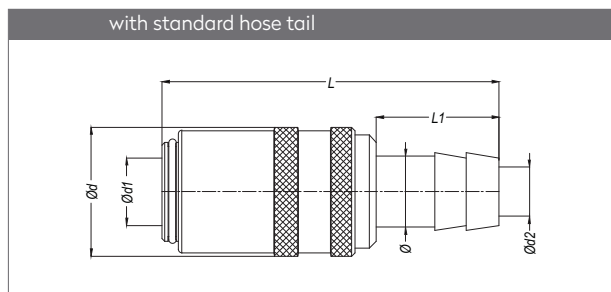
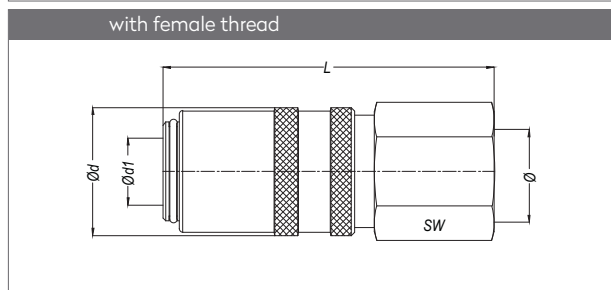
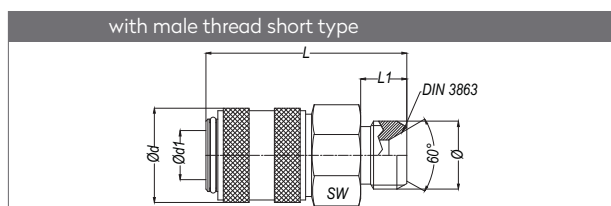
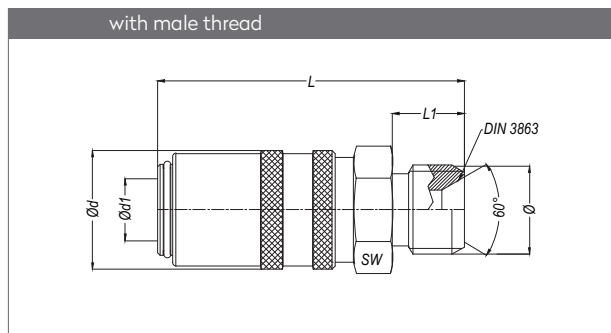
MOULD COOLING COUPLINGS

KÜHLUNGSELEMENTE FÜR WERKZEUGE



SERIE 059-060-090-190

QUICK COUPLINGS SCHNELLKUPPLUNGEN



↻ / With Valve	← / Without Valve	DN	Ø	Ød	Ød1	L	L1	SW
CSK 060-EG 10	SK 060-EG 10	6	BSP 1/8"	18.2	9	44	8	17
CSK 060-EGM 10	SK 060-EGM 10	6	M10x1.0	18.2	9	44.5	11	17
CSK 060-EG 13	SK 060-EG 13	6	BSP 1/4"	18.2	9	47	11	17
CSK 060-EGM 14	SK 060-EGM 14	6	M14x1.5	18.2	9	47	11	17
CSK 060-EGM 16	SK 060-EGM 16	6	M16x1.5	18.2	9	47	11	17
CSK 060-EG 17	SK 060-EG 17	6	BSP 3/8"	18.2	9	47	11	17
CSK 090-EG 13	SK 090-EG 13	9	BSP 1/4"	23	13.6	51.3	11	21
CSK 090-EGM 16	SK 090-EGM 16	9	M16x1.5	23	13.5	51.3	11	21
CSK 090-EG 17	SK 090-EG 17	9	BSP 3/8"	23	13.5	51.3	11	21
CSK 090-EGM 18	SK 090-EGM 18	9	M18x1.5	23	13.5	51.3	11	21
CSK 090-EG 21	SK 090-EG 21	9	BSP 1/2"	23	13.5	51.3	14	21
CSK 190-EG 21	SK190-EG21	13	BSP 1/2"	32	19.6	75	14	30
CSK 190-EGM 24	SK 190-EGM 24	13	M24x1.5	32	19	77	16	30
CSK 190-EG 26	SK 190-EG 26	13	BSP 3/4"	32	19	77	16	30

Part no. / With Valve	DN	Ø	Ød	Ød1	L	L1	SW
060 EG 13	6	BSP 1/4"	18.2	9	39	9	17
090 EG 17	9	BSP 3/8"	23	13.6	38	9	21

↻ / With Valve	← / Without Valve	DN	Ø	Ød	Ød1	L	L1	SW
CSK 060-DGM 10	SK 060-DGM 10	6	M10x1.0	18.2	9	47	9	17
CSK 060-DG 13	SK 060-DG 13	6	BSP 1/4"	18.2	9	47	11	17
CSK 060-DGM 14	SK 060-DGM 14	6	M14x1.5	18.2	9	47	11	17
CSK 060-DG 17	SK 060-DG 17	6	BSP 3/8"	18.2	9	47	11	19
CSK 090-DGM 16	SK 090-DGM 16	9	M16x1.5	23.3	13.5	48	9	21
CSK 090-DG 17	SK 090-DG 17	9	BSP 3/8"	23.3	13.5	48	9	21
CSK 090-DG 21	SK 090-DG 21	9	BSP 1/2"	23.3	13.5	50.3	12	24
CSK 190-DG 21	SK 190-DG 21	13	BSP 1/2"	32	19	77	14	30
CSK 190-DGM 24	SK 190-DGM 24	13	M24x1.5	32	19	77	16	30
CSK 190-DG 26	SK190-DG26	13	BSP 3/4"	32	19	77	18	30

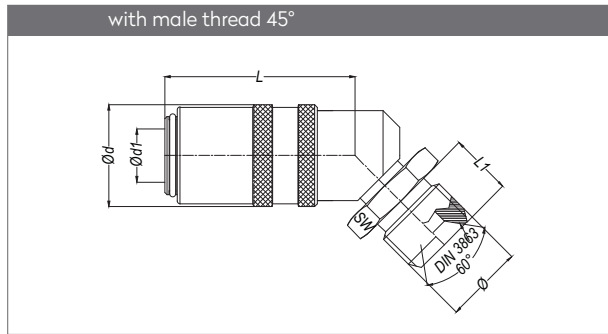
↻ / With Valve	← / Without Valve	DN	Ø	Ød	Ød1	Ød2	L	L1
CSK 059-05	SK 059-05	2.7	5-1/16"	10	5	2.7	35	13.5
CSK 060-06	SK 060-06	6	6-1/4"	18.2	9	4	47.5	17.3
CSK 060-08	SK 060-08	6	8-5/16"	18.2	9	6	47.5	17.3
CSK 060-09	SK 060-09	6	9-5/14"	18.2	9	7	47.5	17.3
CSK 060-10	SK 060-10	6	10-3/8"	18.2	9	8	47.5	17.3
CSK 060-13	SK 060-13	6	13-1/2"	18.2	9	9	53.5	23.3
CSK 090-10	SK 090-10	9	10-3/8"	23	13.5	8	59.1	23.3
CSK 090-11	SK 090-11	9	11	23	13.5	9	59.1	23.3
CSK 090-13	SK 090-13	9	13-1/2"	23	13.5	10	59.1	23.3
CSK 190-13	SK 190-13	13	13-1/2"	32	19	10	90	32
CSK 190-16	SK 190-16	13	16-5/8"	32	19	13	90	32
CSK 190-19	SK 190-19	13	19-3/4"	32	19	13	90	32

↻ / With Valve	← / Without Valve	DN	Ø	Ød	Ød1	Ød2	L	L1
CSK 060-FG 06	SK 060-FG 06	6	6.7-1/4"	18.2	9	4.5	54.2	24
CSK 060-FG 10	SK 060-FG 10	6	10-3/8"	18.2	9	7.5	54.2	24
CSK 060-FG 13	SK 060-FG 13	6	13-1/2"	18.2	9	10	58.2	28
CSK 090-FG 10	SK 090-FG 10	9	10-3/8"	23	13.5	7.5	60	28
CSK 090-FG 13	SK 090-FG 13	9	13-1/2"	23	13.5	10	64	28
CSK 190-FG 16	SK 190-FG 16	13	16-5/8"	32	19	13	97	38
CSK 190-FG 19	SK 190-FG 19	13	19-3/4"	32	19	15	97	38

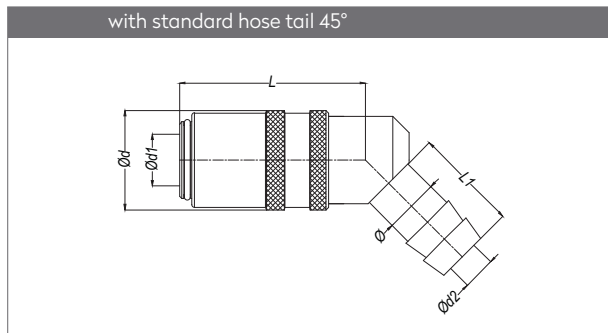
SERIE 059-060-090-190



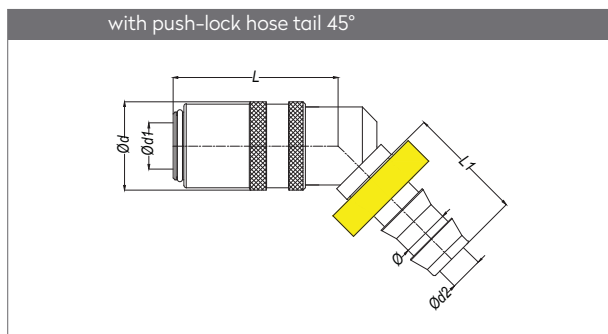
QUICK COUPLINGS SCHNELLKUPPLUNGEN




↻ / With Valve	← / Without Valve	DN	Ø	Ød	Ød1	L	L1	SW
CSK 060 EG 13-45°	SK 060 EG 13-45°	6	BSP 1/4"	18.2	9	34	11	14
CSK 060 EGM 14-45°	SK 060 EGM 14-45°	6	M14x1.5	18.2	9	34	11	17
CSK 060 EGM 16-45°	SK 060 EGM 16-45°	6	M16x1.5	18.2	9	34	11	17
CSK 060 EG 17-45°	SK 060 EG 17-45°	6	BSP 3/8"	18.2	9	34	11	17
CSK 090 EG 17-45°	SK 090 EG 17-45°	9	BSP 3/8"	23	13.5	52.3	11	17
CSK 090 EGM 16-45°	SK 090 EGM 16-45°	9	M16x1.5	23	13.5	52.3	11	17
CSK 090 EG 21-45°	SK 090 EG 21-45°	9	BSP 1/2"	23	13.5	52.3	11	21
CSK 190 EG 21-45°	SK 190 EG 21-45°	13	BSP 1/2"	32	19	75.5	16	22
CSK 190 EGM 24-45°	SK 190 EGM 24-45°	13	M24x1.5	32	19	75.5	16	24



↻ / With Valve	← / Without Valve	DN	Ø	Ød	Ød1	Ød2	L	L1
CSK 059-05-45°	SK 059-05-45°	2.7	5-3/16"	11	5	3.5	29.5	15
CSK 060-06-45°	SK 060-06-45°	6	6.7-1/4"	18.2	9	4	42	18.5
CSK 060-08-45°	SK 060-08-45°	6	8-5/16"	18.2	9	6	42	18.5
CSK 060-09-45°	SK 060-09-45°	6	9-5/14"	18.2	9	6	31.4	18.5
CSK 060-10-45°	SK 060-10-45°	6	10-3/8"	18.2	9	6	34	20.5
CSK 060-13-45°	SK 060-13-45°	6	13-1/2"	18.2	9	9	34	23
CSK 090-10-45°	SK 090-10-45°	9	10-3/8"	23	13.5	8	52.3	24.5
CSK 090-13-45°	SK 090-13-45°	9	13-1/2"	23	13.5	10	35.9	26
CSK 190-19-45°	SK 190-19-45°	13	19-3/4"	32	19	13	75.5	34



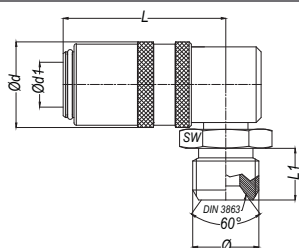
↻ / With Valve	← / Without Valve	DN	Ø	Ød	Ød1	Ød2	L	L1
CSK 060 FG 06-45°	SK 060 FG 06-45°	6	6.7-1/4"	18.2	9	4.5	34	24
CSK 060 FG 10-45°	SK 060 FG 10-45°	6	10-3/8"	18.2	9	7	34	24
CSK 060 FG 13-45°	SK 060 FG 13-45°	6	13-1/2"	18.2	9	10	34	28
CSK 090 FG 10-45°	SK 090 FG 10-45°	9	10-3/8"	23	13.5	7.5	52.3	24
CSK 090 FG 13-45°	SK 090 FG 13-45°	9	13-1/2"	23	13.5	10	52.3	28
CSK 190 FG 16-45°	SK 190 FG 16-45°	13	16-5/8"	32	19	13	75.5	38
CSK 190 FG 19-45°	SK 190 FG 19-45°	13	19-3/4"	32	19	13	75.5	38


 MOULD COOLING COUPLINGS
 KÜHLUNGSELEMENTE FÜR WERKZEUGE

SERIE 059-060-090-190

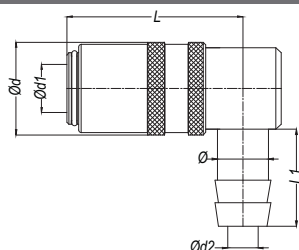
QUICK COUPLINGS SCHNELLKUPPLUNGEN

with male thread 90°



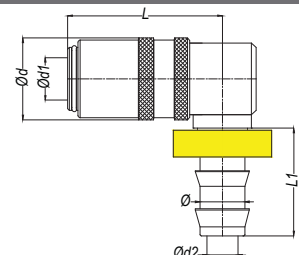
↻ With Valve	← Without Valve	DN	Ø	Ød	Ød1	L	L1	SW
CSK 060 EG 13-90°	SK 060 EG 13-90°	6	BSP 1/4"	18.2	9	34.5	11	14
CSK 060 EGM 14-90°	SK 060 EGM 14-90°	6	M14x1.5	18.2	9	34.5	11	17
CSK 060 EGM 16-90°	SK 060 EGM 16-90°	6	M16x1.5	18.2	9	34.5	11	17
CSK 060 EG 17-90°	SK 060 EG 17-90°	6	BSP 3/8"	18.2	9	34.5	11	17
CSK 090 EG 13-90°	SK 090 EG 13-90°	9	BSP 1/4"	23	13.5	44.3	11	14
CSK 090 EG 17-90°	SK 090 EG 17-90°	9	BSP 3/8"	23	13.5	44.3	11	17
CSK 090 EGM 16-90°	SK 090 EGM 16-90°	9	M16x1.5	23	13.5	44.3	11	17
CSK 090 EG 21-90°	SK 090 EG 21-90°	9	BSP 1/2"	23	13.5	44.3	11	21
CSK 190 EG 21-90°	SK 190 EG 21-90°	13	BSP 1/2"	32	19	65.5	16	22
CSK 190 EGM 24-90°	SK 190 EGM 24-90°	13	M24x1.5	32	19	65.5	16	24

with standard hose tail 90°



↻ With Valve	← Without Valve	DN	Ø	Ød	Ød1	Ød2	L	L1
CSK 059-05-90°	SK 059-05-90°	2.7	5-3/16"	11	5	3.5	29.5	15
CSK 060-06-90°	SK 060-06-90°	6	6-1/4"	18.2	9	4	34.5	18.5
CSK 060-08-90°	SK 060-08-90°	6	8-5/16"	18.2	9	6	34.5	18.5
CSK 060-09-90°	SK 060-09-90°	6	9-5/14"	18.2	9	6	34.5	20.5
CSK 060-10-90°	SK 060-10-90°	6	10-3/8"	18.2	9	6	34.5	20.5
CSK 060-13-90°	SK 060-13-90°	6	13-1/2"	18.2	9	9	34.5	23
CSK 090-10-90°	SK 090-10-90°	9	10-3/8"	23	13.5	8	44.3	24.5
CSK 090-13-90°	SK 090-13-90°	9	13-1/2"	23	13.5	10	43	26
CSK 190-13-90°	SK 190-13-90°	13	13-1/2"	32	19	10	65.5	33.3
CSK 190-19-90°	SK 190-19-90°	13	19-3/4"	32	19	13	65.5	34

with push-lock hose tail 90°



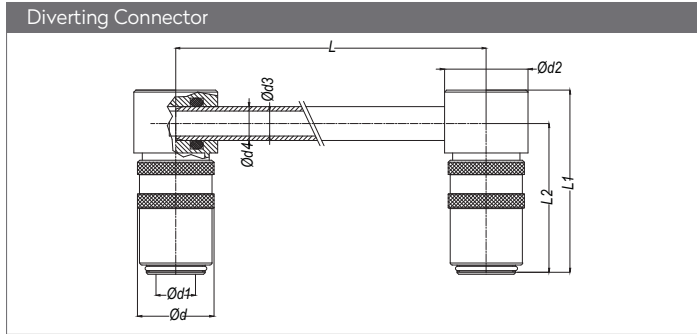
↻ With Valve	← Without Valve	DN	Ø	Ød	Ød1	Ød2	L	L1
CSK 060 FG 06-90°	SK 060 FG 06-90°	6	6.7-1/4"	18.2	9	4.5	34.5	24
CSK 060 FG 09-90°	SK 060 FG 09-90°	6	9-5/14"	18.2	9	7	34.5	24
CSK 060 FG 10-90°	SK 060 FG 10-90°	6	10-3/8"	18.2	9	7.5	34.5	24
CSK 090 FG 10-90°	SK 090 FG 10-90°	9	10-3/8"	23	13.5	7.5	44.3	24
CSK 090 FG 13-90°	SK 090 FG 13-90°	9	13-1/2"	23	13.5	10	44.3	28
CSK 190 FG 16-90°	SK 190 FG 16-90°	13	16-5/8"	32	19	13	65.5	38
CSK 190 FG 19-90°	SK 190 FG 19-90°	13	19-3/4"	32	19	15	65.5	38

MOULD COOLING COUPLINGS
KÜHLUNGSELEMENTE FÜR WERKZEUGE

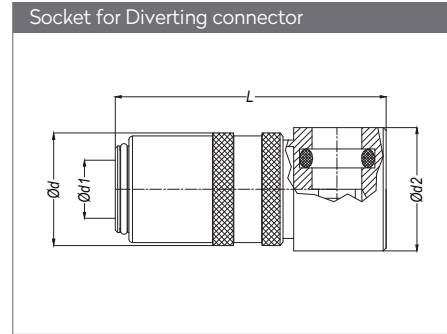
SERIE 059-060-090-190



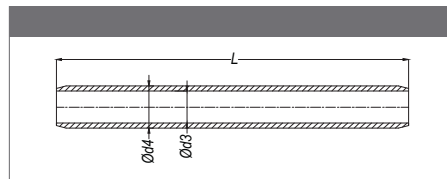
QUICK COUPLINGS SCHNELLKUPPLUNGEN



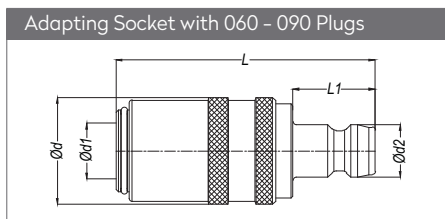
With Valve	Without Valve	Ød	Ød1	Ød2	Ød3	Ød4	L	L1	
CSK 060 KG 125	SK 060 KG 125	18.2	9	20	6	8	125	44	
CSK 060 KG 250	SK 060 KG 250	18.2	9	20	6	8	250	44	
CSK 060 KG 500	SK 060 KG 500	18.2	9	20	6	8	500	44	
CSK 090 KG 125	SK 090 KG 125	23	13.5	26	8	10	125	52.3	
CSK 090 KG 250	SK 090 KG 250	23	13.5	26	8	10	250	52.3	
CSK 090 KG 500	SK 090 KG 500	23	13.5	26	8	10	500	52.3	
CSK 190 KG 160	SK 190 KG 160	32	19	36	12	14	160	80	
CSK 190 KG 315	SK 190 KG 315	32	19	36	12	14	315	80	
CSK 190 KG 500	SK 190 KG 500	32	19	36	12	14	500	80	



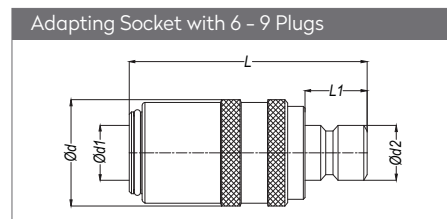
With Valve	Without Valve	Ød	Ød1	Ød2	L		
CSK 060 KG 00	SK 060 KG 00	18.2	9	20	44		
CSK 090 KG 00	SK 090 KG 00	23	13.5	26	52.3		
CSK 190 KG 00	SK 190 KG 00	32	19	36	80		



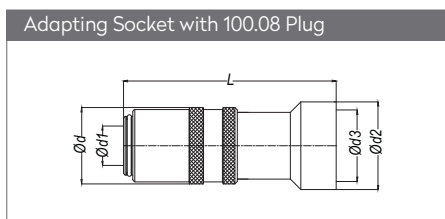
Part No. for the brass tube	Ød3	Ød4
060 KPB x Length	Ø 6	Ø 8
090 KPB x Length	Ø 8	Ø 10
190 KPB x Length	Ø 12	Ø 14



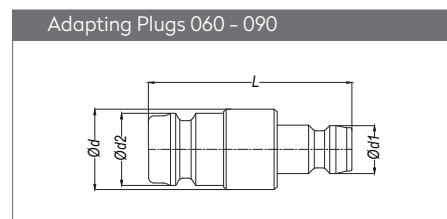
With Valve	Without Valve	DN	Ød	Ød1	Ød2	L	L1		
CSK 060 AU 090	SK 060 AU 090	6	18.2	9	13.5	46	32		
CSK 090 AU 060	SK 090 AU 060	9	23	13.5	9	50.3	36.3		



With Valve	Without Valve	DN	Ød	Ød1	Ød2	L	L1				
CSK 060 AU 06	SK 060 AU 06	6	18.2	9	9.4	42.6	32				
CSK 090 AU 09	SK 090 AU 09	9	23	13	13.5	50.3	36.3				



With Valve	Without Valve	DN	Ød	Ød1	Ød2	Ød3	L		
CSK 060 AU 100.08	SK 060 AU 100.08	6	18.2	9	21	17	58		
CSK 090 AU 100.08	SK 090 AU 100.08	9	23	13.5	21	17	58.3		



Part No.	Ød	Ød1	Ød2	L
060 HEF 090	15	9	13.5	38
060 HEF 00	11	9	9	34
090 HEF 00	14	13.5	13.5	40
190 HEF 090	20	13.5	19	54

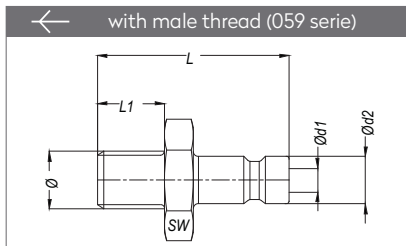
MOULD COOLING COUPLINGS

KÜHLUNGSELEMENTE FÜR WERKZEUGE

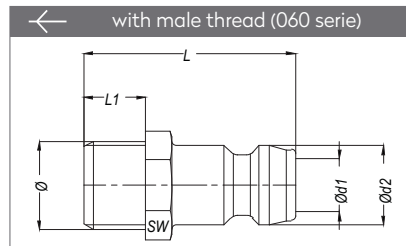
SERIE 059-060-090-190



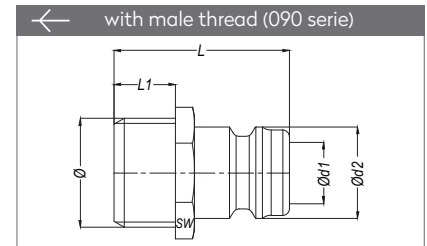
PLUGS STECKNIPPEL



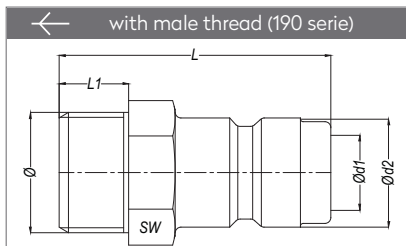
Part no.	Ø	Ød1	Ød2	SW	L	L1
059 EUM 5	M5	2.5	5	7	18	5
059 EUM 8	M8x0.75	2.5	5	11	21	8



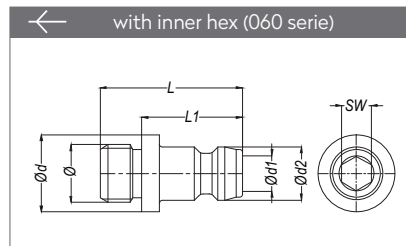
Part no.	Ø	Ød1	Ød2	SW	L	L1
060 EUM 8	M8x0.75	4.5	9	11	24	7
060 EUM 10	M10x1.0	6	9	11	24	7
060 EUM 10x1.5	M10x1.5	6	9	11	25	8
060 EU 10	BSP 1/8"	6	9	11	24	7
060 EUM 12	M12x1.5	6	9	14	26	9
060 EU 13	BSP 1/4"	6	9	14	26	9
060 EUM 14	M14x1.5	6	9	14	26	9
060 EUM 16	M16x1.5	6	9	17	26	9
060 EU 17	BSP 3/8"	6	9	17	26	9
060 EU 21	BSP 1/2"	6	9	21	29	12



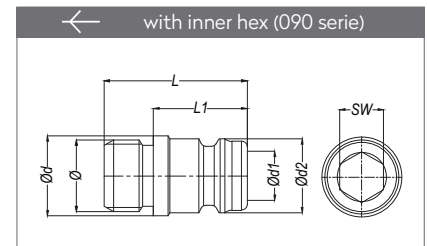
Part no.	Ø	Ød1	Ød2	SW	L	L1
090 EU 10	BSP 1/8"	9	13.5	14	23.8	7
090 EUM 10	M10x1.0	9	13.5	14	23.8	7
090 EUM 10x1.5	M10x1.5	9	13.5	14	25.8	9
090 EUM 12	M12x1.5	9	13.5	14	29.8	9
090 EU 13	BSP 1/4"	9	13.5	14	25.8	9
090 EUM 14	M14x1.5	9	13.5	15	25.8	9
090 EUM 16	M16x1.5	9	13.5	17	25.8	9
090 EU 17	BSP 3/8"	9	13.5	17	25.8	9
090 EU 21	BSP 1/2"	9	13.5	21	29.8	12
090 EU 26	BSP 3/4"	9	13.5	27	35	15



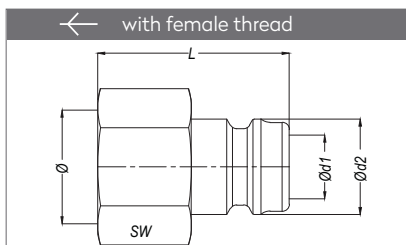
Part no.	Ø	Ød1	Ød2	SW	L	L1
190 EU 17	BSP 3/8"	11	19	21	10	42
190 EU 21	BSP 1/2"	13	19	22	12	47
190 EUM 24	M24x1.5	13	19	27	16	51
190 EU 26	BSP 3/4"	13	19	27	16	51



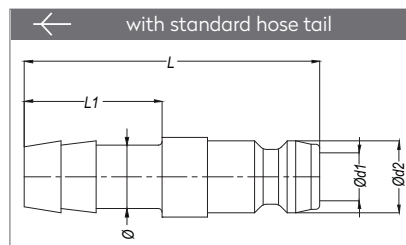
Part no.	Ø	Ød	SW	L	L1
060 AUM 10	M10x1.0	13	5	24	17
060 AUG 10	BSP 1/8"	13	5	24	17
060 AUG 13	BSP 1/4"	13.5	5	27	17



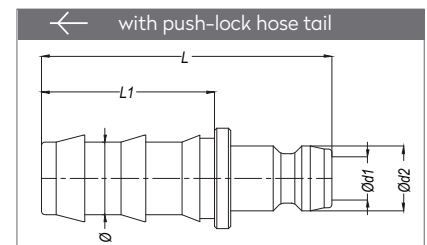
Part no.	Ø	Ød1	SW	L	L1
090 AUM 14	M14x1.5	14.5	5	26	17
090 AUG 13	BSP 1/4"	13.5	5	26	17
090 AUG 17	BSP 3/8"	17	5	26	17



Part no.	Ø	Ød1	Ød2	SW	L
060 DUM 08	M8x1	6	9	13	22
060 DUM 10	M10x1	6	9	13	22
060 DU 10	BSP 1/8"	6	9	13	22
060 DU 13	BSP 1/4"	6	9	17	27
060 DU 17	BSP 3/8"	6	9	19	27.5
090 DU 10	BSP 1/8"	9	13.5	14	26
090 DU 13	BSP 1/4"	9	13.5	17	26
090 DU 17	BSP 3/8"	9	13.5	19	27
090 DU 21	BSP 1/2"	9	13.5	24	30
190 DU 17	BSP 3/8"	13	19	21	41.5
190 DU 21	BSP 1/2"	13	19	24	43.5
190 DU 26	BSP 3/4"	13	19	30	50



Part no.	DN	Ø	Ød1	Ød2	L	L1
059 HU 05	2.7	5	2.5	5	24	13
060 HU 06	6	6-1/4"	6	9	37	17.3
060 HU 08	6	8-5/16"	6	9	37	17.3
060 HU 09	6	9-5/14"	6	9	37	17.3
060 HU 10	6	10-3/8"	6	9	37	17.3
060 HU 13	6	13-1/2"	6	9	43	23.3
090 HU 10	9	10-3/8"	9	13.5	39	23.3
090 HU 13	9	13-1/2"	13	13.5	40	23.3
190 HU 13	13	13-1/2"	13	19	53	23.3
190 HU 19	13	19-3/4"	13	19	60	32



Part no.	DN	Ø	Ød1	Ød2	L	L1
060 FU 06	6	06-1/4"	6	9	44	24
060 FU 10	6	10-3/8"	6	9	44	24
060 FU 13	6	13-1/2"	6	9	45	28
090 FU 10	9	10-3/8"	9	13.5	43	24
090 FU 13	9	13-1/2"	9	13.5	47	28
190 FU 13	13	13-1/2"	Ø13	19	60	28
190 FU 19	13	19-3/4"	Ø13	19	70	38

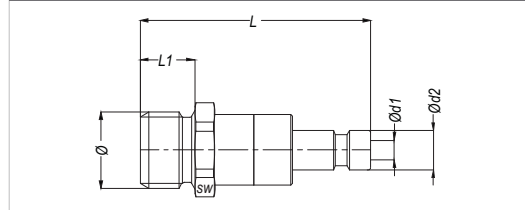
MOULD COOLING COUPLINGS
KÜHLUNGSELEMENTE FÜR WERKZEUGE

SERIE 059-060-090-190



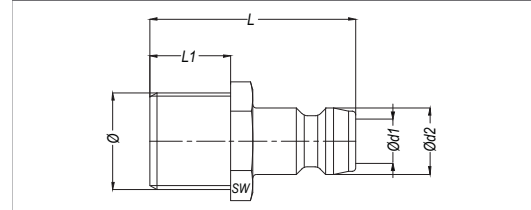
VALVED PLUGS VERSCHLUSSNIPPEL

with male thread (059 serie)



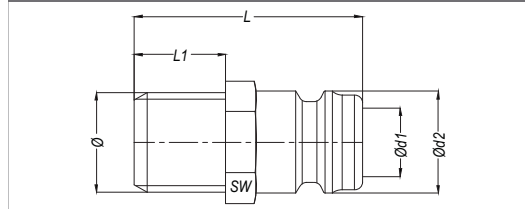
Part no.	Ø	Ød1	Ød2	SW	L	L1
059 EUBM 5	M5x0.8	2.8	5	9	28	5
059 EUBM 8	M8x0.75	2.8	5	9	30	7

with male thread (060 serie)



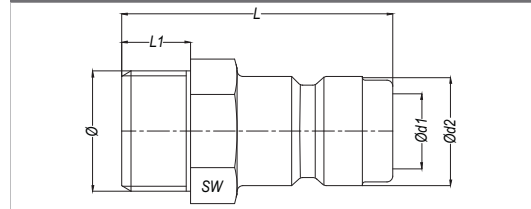
Part no.	Ø	Ød1	Ød2	SW	L	L1
060 EUB 13	BSP 1/4"	6	9	14	28	11
060 EUBM 14	M14x1.5	6	9	14	28	11
060 EUBM 16	M16x1.5	6	9	17	28	11
060 EUB 17	BSP 3/8"	6	9	17	28	11

with male thread (090 serie)



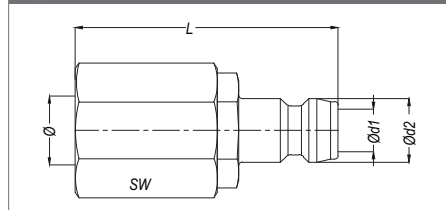
Part no.	Ø	Ød1	Ød2	SW	L	L1
090 EUB 13	BSP 1/4"	9	13.5	14	30	12
090 EUBM 14	M14x1.5	9	13.5	15	30	12
090 EUBM 16	M16x1.5	9	13.5	17	30	12
090 EUB 17	BSP 3/8"	9	13.5	17	30	12
090 EUB 21	BSP 1/2"	9	13.5	21	30	12

with male thread (190 serie)



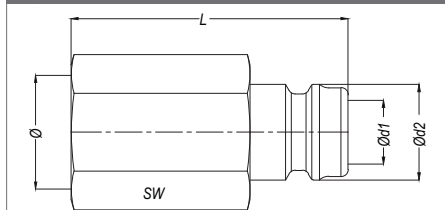
Part no.	Ø	Ød1	Ød2	SW	L	L1
190 EUB 21	BSP 1/2"	13	19	22	51	14.4
190 EUBM 24	M24x1.5	13	19	27	51	14.4
190 EUB 26	BSP 3/4"	13	19	27	51	14.4

with female thread (060 serie)



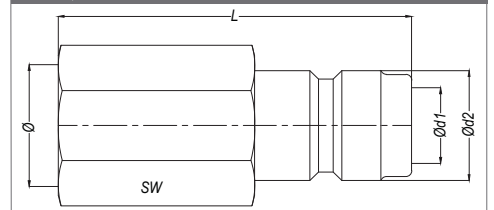
Part no.	Ø	Ød1	Ød2	SW	L
060 DUB 10	BSP 1/8"	6	9	17	37
060 DUB 13	BSP 1/4"	6	9	17	43

with female thread (090 serie)



Part no.	Ø	Ød1	Ød2	SW	L
090 DUB 17	BSP 3/8"	9	13.5	19	39
090 DUB 21	BSP 1/2"	9	13.5	24	43

with female thread (190 serie)

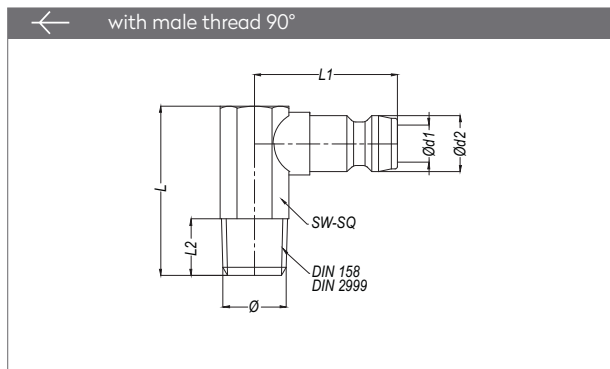


Part no.	Ø	Ød1	Ød2	SW	L
190 DUB 21	BSP 1/2"	13	19	24	60.8

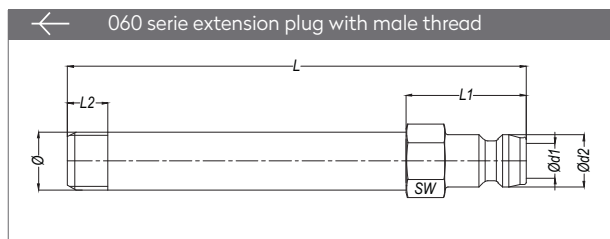

 MOULD COOLING COUPLINGS
 KÜHLUNGSELEMENTE FÜR WERKZEUGE

SERIE 059-060-090-190

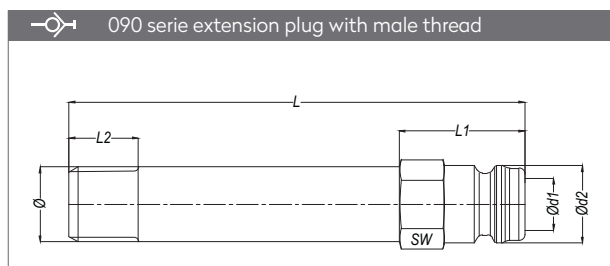
PLUGS STECKNIPPEL



Part no.	Ø	Ød1	Ød2	SW	L	L1	L2
060 EUM 8-90°	M8x0.75	6	9	11	27	23	9
060 EUM 10-90°	M10x1.0	6	9	11	27	23	9
060 RU 10-90°	BSPT 1/8"	6	9	11	27	23	9
060 RU 13-90°	BSPT 1/4"	6	9	15	27	27.5	12
060 EUM 14-90°	M14x1.5	6	9	15	34	27.5	12
060 RU 17-90°	BSPT 3/8"	6	9	17	34	23	12
090 EUM 10x1-90°	M10x1	9	13.5	15	34	24.5	9
090 RU 13-90°	BSPT 1/4"	9	13.5	15	34	24.5	11
090 EUM 14-90°	M14x1.5	9	13.5	15	34	24.5	11
090 EUM 16-90°	M16x1.5	9	13.5	17	34	25	12
090 RU 17-90°	BSPT 3/8"	9	13.5	17	34	25	12
190 RU 21-90°	BSPT 1/2"	13	19	25	47	41.5	15
190 EUM 24-90°	M24x1.5	13	19	25	39	41.5	16



Part no.	Ø	Ød1	Ød2	SW	L1	L2	L60	L100	L150
060 EUM 8xL	M8x0.75	5	9	11	20.7	7	60	100	150
060 EUM 10xL	M10x1.0	6	9	11	20.7	7	60	100	150
060 EUM 10x1.5xL	M10x1.5	6	9	11	20.7	9	60	100	150
060 EU 10xL	BSP 1/8"	6	9	11	20.7	7	60	100	150
060 EUM 12x1.75xL	M12x1.75	6	9	14	21.8	10	60	100	150
060 EU 13xL	BSP 1/4"	6	9	14	20.7	9	60	100	150
060 EUM 14xL	M14x1.5	6	9	15	20.7	10	60	100	150
060 EU 17xL	BSP 3/8"	6	9	17	20.7	9	60	100	150



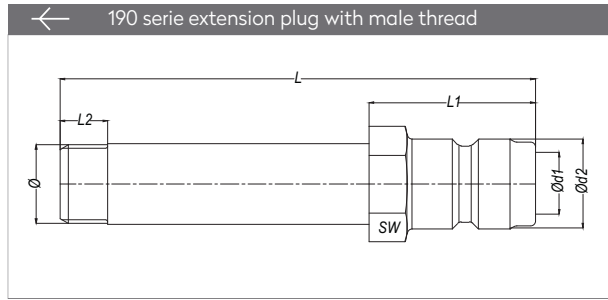
Part no.	Ø	Ød1	Ød2	SW	L1	L2	L60	L100	L150	L200	L250
090 EU 10xL	BSP 1/8"	9	13.5	14	21.8	7	60	100	150	200	250
090 EUM 10xL	M10x1.0	9	13.5	14	21.8	8	60	100	150	200	250
090 EUM 10x1.5xL	M10x1.5	9	13.5	14	21.8	10	60	100	150	200	250
090 EUM 12xL	M12x1.5	9	13.5	14	21.8	10	60	100	150	200	250
090 EU 13xL	BSP 1/4"	9	13.5	14	21.8	9	60	100	150	200	250
090 EUM 14xL	M14x1.5	9	13.5	15	21.8	10	60	100	150	200	250
090 EUM 16xL	M16x1.5	9	13.5	17	21.8	13	60	100	150	200	250
090 EU 17xL	BSP 3/8"	9	13.5	17	21.8	9	60	100	150	200	250
090 EU 21xL	BSP 1/2"	9	13.5	21	21.8	12	60	100	150	200	250

MOULD COOLING COUPLINGS
KÜHLUNGSELEMENTE FÜR WERKZEUGE

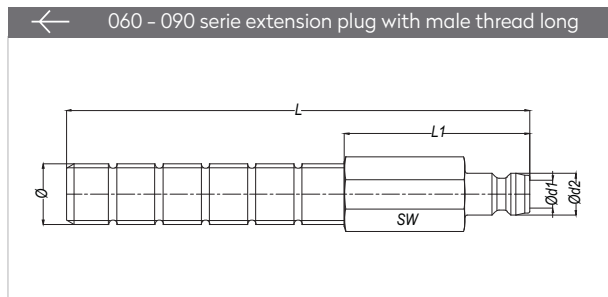


SERIE 059-060-090-190

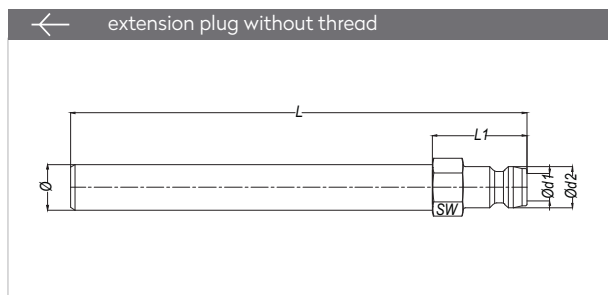
PLUGS STECKNIPPEL




Part no.	Ø	Ød1	Ød2	SW	L1	L2	L60	L100	L150
190 EU 17xL	BSP 3/8"	13	19	21	35	12	250	500	800
190 EU 21xL	BSP 1/2"	13	19	22	35	15	250	500	800



Part no.	Type	Ø	Ød1	Ød2	L	L1	SW
060 BLM 8x100	060	M8x0.75	6	9	100	40	11
060 BLM 10x100	060	M10x1.0	6	9	100	40	11
060 BL 10x100	060	BSP 1/8"	6	9	100	40	11
060 BL 13x100	060	BSP 1/4"	6	9	100	40	14
060 BLM 14x100	060	M14x1.5	6	9	100	40	14
060 BL 17x100	060	BSP 3/8"	6	9	100	40	17
090 BLM 10x100	090	M10x1.0	9	13.5	100	40	11
090 BL 10x100	090	BSP 1/8"	9	13.5	100	40	11
090 BL 13x100	090	BSP 1/4"	9	13.5	100	40	14
090 BLM 14x100	090	M14x1.5	9	13.5	100	40	14
090 BLM 16x100	090	M16x1.5	9	13.5	100	40	17
090 BL 17x100	090	BSP 3/8"	9	13.5	100	40	17



Part no.	Type	Ø	Ød1	Ød2	L	L1	SW
060 BU 63	060	8	6	9	63	20.7	9
060 BU 8x100	060	8	6	9	100	20.7	9
060 BU 100	060	10	6	9	100	20.7	11
060 BU 120	060	10	6	9	120	20.7	11
060 BU 240	060	10	6	9	240	20.7	11
060 BU 360	060	10	6	9	360	20.7	11
090 BU 150	090	14	9	13.5	150	21.8	15
090 BU 300	090	14	9	13.5	300	21.8	15
090 BU 450	090	14	9	13.5	450	21.8	15
190 BU 500	190	21	13	19	500	35	22
190 BU 800	190	21	13	19	800	35	22

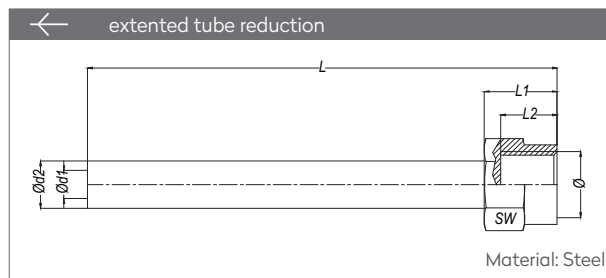


MOULD COOLING COUPLINGS

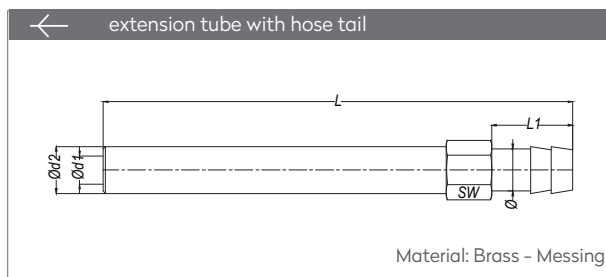
KÜHLUNGSELEMENTE FÜR WERKZEUGE

SERIE 059-060-090-190

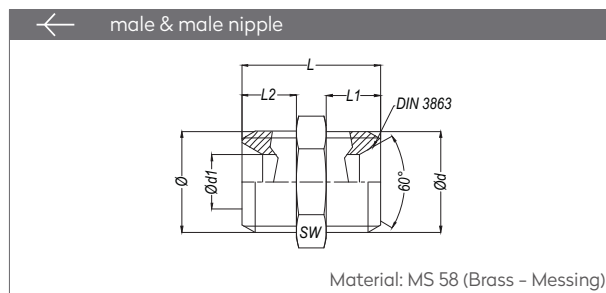
ACCESSORIES ZUBEHÖR



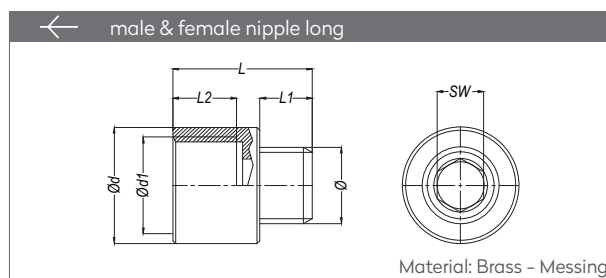
Part no.	Ø	Ød2	Ød1	L	L1	L2	SW
UNM 14 x 120	M14x1.5	10	6	120	15.5	12	17
UNM 14 x 240	M14x1.5	10	6	240	15.5	12	17
UNM 16 x 150	M16x1.5	14	9	150	15.5	12	22
UNM 16 x 300	M16x1.5	14	9	300	15.5	12	22



Part no.	Ø	Ød1	Ød2	L	L1	SW
BHE 120	9	6	10	120	17.3	11
BHE 240	9	6	10	240	17.3	11
BHE 360	9	6	10	360	17.3	11
BHE 150	13.3	9	14	150	23.3	15
BHE 300	13.3	9	14	300	23.3	15
BHE 450	13.3	9	14	450	23.3	15
BHE 500	19.3	13	21	500	27.3	22



Part no.	Ø	Ød	Ød1	L	L1	L2	SW
DP 13 - M10	BSP 1/4"	M10x1	6	22	7	9	17
DP 13 - 13	BSP 1/4"	BSP 1/4"	6	23	9	9	17
DP 14 - 13	M14x1.5	BSP 1/4"	6	23	9	9	17
DP 14 - 14	M14x1.5	M14x1.5	6	23	9	9	17
DP 16 - 14	M16x1.5	M14x1.5	6	23	9	9	19
DP 16 - 16	M16x1.5	M16x1.5	9	23	9	9	19
DP 16 - 17	M16x1.5	BSP 3/8"	9	23	9	9	19
DP 17 - 17	BSP 3/8"	BSP 3/8"	9	23	9	9	19
DP 21 - 14	BSP 1/2"	M14x1.5	6	27	9	12	22
DP 21 - 16	BSP 1/2"	M16x1.5	9	27	9	12	22
DP 21 - 21	BSP 1/2"	BSP 1/2"	13	30	12	12	22
DP 24 - 21	M24x1.5	BSP 1/2"	13	36	12	16	27
DP 24 - 24	M24x1.5	M24x1.5	13	40	16	16	27
DP 26 - 26	BSP 3/4"	BSP 3/4"	13	40	16	16	27



Part no.	Ø	Ød	Ød1	L	L1	L2	SW
BDM 14/10	M14x1.5	17	M10x1	22	6	12	6
BDM 13/10	BSP 1/4"	17	BSP 1/8"	22	6	12	6
BDM 16/14	M16x1.5	20	M14x1.5	24	9	12	8
BDM 17/13	BSP 3/8"	20	BSP 1/4"	24	9	12	8

MOULD COOLING COUPLINGS
KÜHLUNGSELEMENTE FÜR WERKZEUGE

SERIE 059-060-090-190



ACCESSORIES ZUBEHÖR

← with male & female thread short

Material: MS 58 (Brass - Messing)

Part no.	Ø	Ød1	L	L1	SW
RD 13/10	BSP 1/4"	BSP 1/8"	14	9	14
RD 14/10	M14x1.5	BSP 1/8"	14	9	15
RD 14/10-1	M14x1.5	M10x1.0	14	9	15
RD 17/13	BSP 3/8"	BSP 1/4"	13	9	19
RD 18/14	M18x1.5	M14x1.5	14	9	19
RD 21/17	BSP 1/2"	BSP 3/8"	18	12	22
RD 24/16	M24x1.5	M16x1.5	24	16	25
RD 26/21	BSP 3/4"	BSP 1/2"	24	16	27

← with hose tail with male thread short

Material: MS 58 (Brass - Messing)

Part no.	Ø	Ød1	Ød2	L	L1	SW
SHE M8	M8x0.75	9	6	27	6	11
SHE M10	M10x1.0	9	6	28	7	11
SHE 10	BSP 1/8"	9	6	28	7	11
SHE M12	M12x1.5	13	10	38	10	15
SHE 13	BSP 1/4"	13	8.5	37	9	14
SHE M14	M14x1.5	13	9	38	10	15
SHE M16	M16x1.5	13	10	38	10	17
SHE 17	BSP 3/8"	13	10	37	9	17
SHE M24	M24x1.5	19	16	48	16	25
SHE 21	BSP 1/2"	19	16	46	12	22
SHE 26	BSP 3/4"	19	16	49	16	27

← hose tail with male thread 90°

Material: Brass - Laiton

Part no.	Ø	Ød1	Ød2	L	L1	L2	SW
AHE M8	M8x0.75	9	6	27	9	24.1	11
AHE M10	M10x1	9	6	27	9	24.1	11
AHE 10	BSPT 1/8"	9	6	27	9	24.1	11
AHE M14	M14x1.5	13	9	34	12	33	15
AHE 13	BSPT 1/4"	13	9	34	12	33	15
AHE 17	BSPT 3/8"	13	9	34	12	33	17
AHE M24	M24x1.4	19	13	47	16	44.3	24
AHE 21	BSPT 1/2"	19	13	47	16	51.5	30

← with female thread

Material: Brass - Messing

Part no.	Ø	Ød1	Ød2	L	L1	SW
SN 14	M14x1.5	9	6	31.3	17.3	17
SN 13	BSP 1/4"	9	6	31.3	17.3	17
SN 16	M16x1.5	13	9	37.3	23.3	19
SN 17	BSP 3/8"	13	9	37.3	23.3	19
SN 24	M24x1.5	19	15	52	32	30
SN 26	BSP 3/4"	19	15	56	32	30

← with female thread 45°

Part no.	Ø	Ød1	Ød2	L	L1	L2	SW
SN 14-45	M14x1.5	9	6	26	21.7	26	17
SN 13-45	BSP 1/4"	9	6	26	21.7	26	17
SN 16-45	M16x1.5	13	9	30	26	30	19
SN 17-45	BSP 3/8"	13	9	30	26	30	19

← with female thread 90°

Part no.	Ø	Ød1	Ød2	L	L1	L2	SW
SN 14-90	M14x1.5	9	6	30.5	21.7	22.5	17
SN 13-90	BSP 1/4"	9	6	30.5	21.7	22.5	17
SN 16-90	M16x1.5	13	9	36.5	25	26	19
SN 17-90	BSP 3/8"	13	9	36.5	25	26	19

← with hose tail with male thread long

Material: MS 58 (Brass - Messing)

Part no.	Ø	Ød	Ød1	L	L1	L2
UHE M10	M10x1.0	9	6	40.5	7	14
UHE 10	BSP 1/8"	9	6	40.5	7	14
UHE M12	M12x1.5	13	8	47	9	16
UHE M14	M14x1.5	13	9	47	9	20
UHE 13	BSP 1/4"	13	9	47	9	20
UHE M24	M24x1.5	19	13	62	12	22
UHE 21	BSP 1/2"	19.5	13	62	12	22

MOULD COOLING COUPLINGS

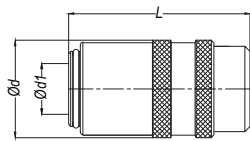
KÜHLUNGSELEMENTE FÜR WERKZEUGE



SERIE 059-060-090-190

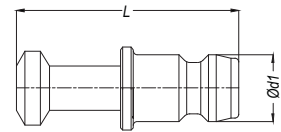
ACCESSORIES ZUBEHÖR

Blind Socket



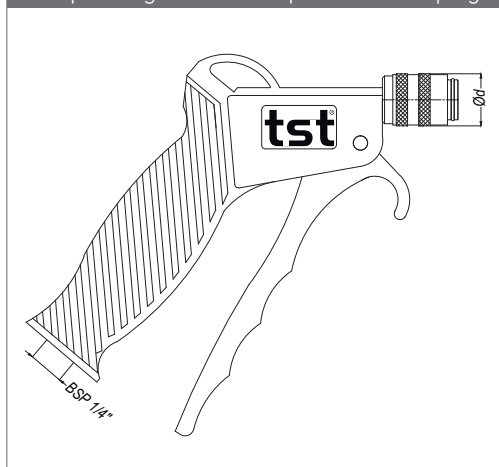
Part No.	DN	Ød	Ød1	L
059 KTG 00	2.7	11	5	23
060 KTG 00	6	17.3	9	34
090 KTG 00	9	23.2	13.5	39.8
190 KTG 00	13	32	19	59

Stop Plugs



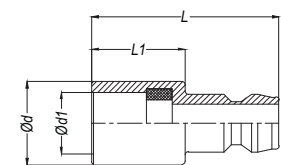
Part No.	Ød1
059 KTU 00	5
060 KTU 00	9
090 KTU 00	13
190 KTU 00	19

Adapted air gun fitted with quick release coupling



Part No.	d3
TSW00 - 060	18.2

Adapted Plug



Part No.	Ød1	Ød	L	L1
006 HTU 060	9.5	14	28.5	14.3
009 HTU 090	13.6	18	35	20.8