



## SERIE 206-PI

**PNEUMATIC, HYDRAULIC, HIGH PRESSURE  
HYDRAULIC & GENERAL PURPOSE COUPLINGS**

PNEUMATIK, MITTELDRUCK-HYDRAULIK,  
HOCHDRUCK-HYDRAULIK UND FLÜSSIGKEITEN.



**MEDIUM PRESSURE SERIES MD**  
MITTELDRUCKSERIE MD

**Interchangeability - Kompatibilität**  
WALTHER MD - 006

**Temperature Range Temperaturbereich**  
-20°C +100°C (-4°F +212°F)

**Working Pressure - Betriebsdruck**  
0 - 30 bar (0 - 435 PSI) - Steel - Stahl  
0 - 20 bar (0 - 290 PSI) - Brass- Messing  
0 - 20 bar (0 - 290 PSI) - Stainless Steel - Edelstahl

**Flow capacity - Größen**  
NW - 6 (30 mm<sup>2</sup>)

For optional orders please add the symbol  
of your option end of the order no.  
Optionsbestellungen  
Kennbuchstabe bitte hinzufügen  
(Beispiel: 206 EGB 13PI-K-V)

**Material - Material**

Coupler body -  
Kupplungsgrundkörper :Steel & Zinc Plated -  
Stahl Verzinkt

Back Part -  
Rückwärtiger :Steel Zinc Plated -  
Stahl Verzinkt

Sleeve - Hülse :Steel Zinc Plated -  
Stahl Verzinkt

Valve - Ventil :Brass - Messing  
Springs & Ring-  
Federn & Ring :Stainless Steel -  
Edelstahl

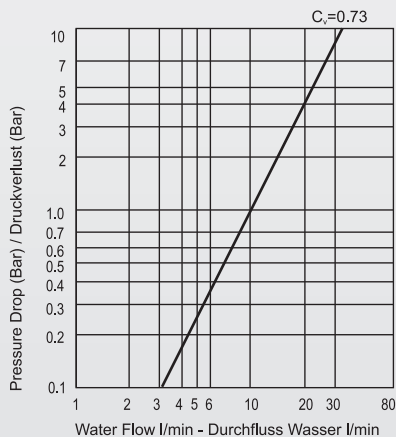
Balls -Kugeln :AISI 420 & Hardened -  
Gehärtet AISI 420

Seals - Dichtungen :Nitrile seal NBR (Ni) -  
Nitrilgummi  
Dichtung NBR (Ni)

Plug - Nippel :Steel Hardened & Oil  
Burnished -Stahl  
Gehärtet & Brüniert

**Option - Optionen (Material - Material)**

B -Brass - Messing  
CN- Steel & Chemical Nickel Plated  
Stahl Chemisch Vernickelt  
S - Stainless Steel - Edelstahl (S4-S6)



**Couplers and Plugs  
Kupplungen und Nippel**

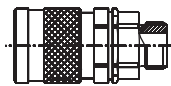
Connection  
Anschlüsse

Order No  
Bestellnr.

SW

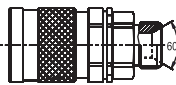
Lenght  
Länge

ØD



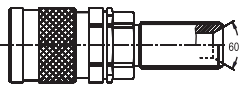
Male Threaded Coupler To ISO-228  
Kupplung mit Aussengewinde zu ISO-228

BSP 1/4"	206 EGB 13-P1	19	58	25
BSP 3/8"	206 EGB 17-P1	19	59	25
BSP 1/2"	206 EGB 21-P1	22	62	25



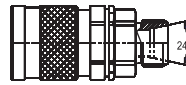
Male Threaded Coupler End Con. 60°  
Kupplung mit 60°  
Konisches Aussengewinde

BSP 1/4"	206 EGB 13/60-P1	19	58	25
BSP 3/8"	206 EGB 17/60-P1	19	59	25
M 14x1.5	206 EGBM 14/60-P1	19	57	25



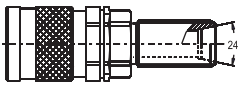
Male Threaded Coupler For Panel  
Mounting End Con. 60°  
Kupplung mit 60° Konisches  
Aussengewinde für Panel Typ

M14x1.5	206 SGBM 14/60-P1	19	79	25
---------	-------------------	----	----	----



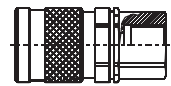
Male Threaded Coupler End Con. 24°  
Kupplung mit 24°  
Konisches Aussengewinde

M12x1.5-Ø6	206 EGBM 12/06-P1	19	57	25
M14x1.5-Ø8	206 EGBM 14/08-P1	19	57	25
M16x1.5-Ø10	206 EGBM 16/10-P1	19	58	25
M18x1.5-Ø10	206 EGBM 18/10-P1	19	59	25
M18x1.5-Ø12	206 EGBM 18/12-P1	19	59	25
M20x1.5-Ø12	206 EGBM 20/12-P1	22	59	25



Male Threaded Coupler For Panel  
Mounting End Con. 24°  
Kupplung mit 24° Konisches  
Aussengewinde für Panel Typ

M 14x1.5-Ø6	206 SGBM 14/06-P1	19	79	25
M16x1.5-Ø8	206 SGBM 16/08-P1	19	79	25



Female Threaded Coupler To ISO-228  
Kupplung mit Innengewinde zu ISO-228

BSP 1/4"	206 DGB 13-P1	19	57	25
BSP 3/8"	206 DGB 17-P1	22	58	25

**PNEUMATIC, HYDRAULIC, HIGH PRESSURE  
HYDRAULIC & GENERAL PURPOSE COUPLINGS**

PNEUMATIK, MITTELDRUCK-HYDRAULIK,  
HOCHDRUCK-HYDRAULIK UND FLÜSSIGKEITEN.

**SERIE 206-PI**



**MEDIUM PRESSURE SERIES MD  
MITTELDRUCK SERIE MD**



**Couplers and Plugs  
Kupplungen und Nippel**

Connection Anschlüsse	Order No Bestellnr.	SW	Lenght Länge	ØD
--------------------------	------------------------	----	-----------------	----

**Interchangeability - Kompatibilität**  
WALTHER MD - 006

**Temperature Range Temperaturbereich**  
-20°C +100°C (-4°F +212°F)

**Working Pressure - Betriebsdruck**  
0 - 30 bar (0 - 435 PSI) - Steel - Stahl  
0 - 20 bar (0 - 290 PSI) - Brass- Messing  
0 - 20 bar (0 - 290 PSI) - Stainless Steel - Edelstahl

**Flow capacity - Größen**  
NW - 6 (30 mm<sup>2</sup>)

For optional orders please add the symbol  
of your option end of the order no.  
Optionsbestellungen  
Kennbuchstabe bitte hinzufügen  
(Beispiel: 206 EGB 13PI-K-V)

**Material - Material**  
Coupler body -  
Kupplungsgrundkörper :Steel & Zinc Plated -  
Stahl Verzinkt

Back Part -  
Rückwartiger :Steel Zinc Plated -  
Stahl verzinkt

Sleeve - Hülse :Steel Zinc Plated -  
Stahl verzinkt

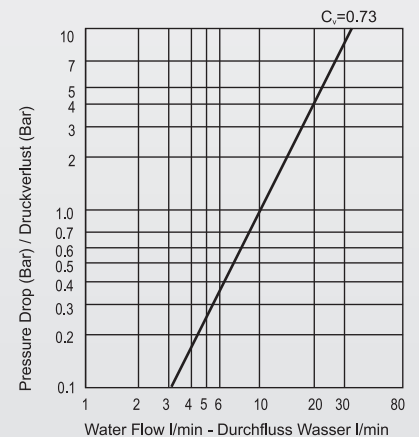
Valve - Ventil :Brass - Messing  
Springs & Ring-  
Federn & Ring :Stainless Steel -  
Edelstahl

Balls -Kugeln :AISI 420 & Hardened -  
Gehärtet AISI 420

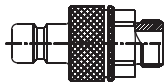
Seals - Dichtungen :Nitrile seal NBR (Ni) -  
Nitrilgummi  
Dichtung NBR (Ni)

Plug - Nippel :Steel Hardened & Oil  
Burnished -Stahl  
Gehärtet & Brüniert

**Option - Optionen (Material - Material)**  
B -Brass - Messing  
CN- Steel & Chemical Nickel Plated  
Stahl Chemisch Vernickelt  
S - Stainless Steel - Edelstahl (S4-S6)

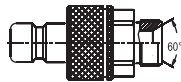


**Self Sealing Plugs Verschlussnippel**



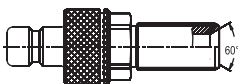
Male Threaded Shut-Off Plug To ISO-228  
Nippel mit Aussengewinde zu  
ISO-228 absperrend

BSP 1/4"	206 EUB 13-P1	19	56	25
BSP 3/8"	206 EUB 17-P1	19	57	25
BSP 1/2"	206 EUB 21-P1	19	60	25



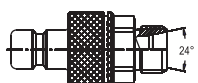
Male Threaded Shut-Off Plug End Con. 60°  
Nippel mit 60° Konisches  
Aussengewinde - absperrend

BSP 1/4"	206 EUB 13/60-P1	19	56	25
BSP 3/8"	206 EUB 17/60-P1	19	57	25
M14x1.5	206 EUBM 14/60-P1	19	55	25



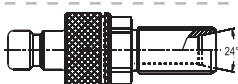
Male Threaded Plug For Panel  
Mounting End Con. 60°  
Nippel mit 60° Konisches Aussengewinde  
für Panel Typ - absperrend

M14x1.5	206 SUB 14/60-P1	19	77	25
---------	------------------	----	----	----



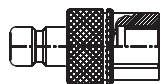
Male Threaded Shut-Off Plug  
End Con. 24°  
Nippel mit 24° Konisches  
Aussengewinde - absperrend

M12x1.5-Ø6	206 EUBM 12/06-P1	19	64	25
M14x1.5-Ø8	206 EUBM 14/08-P1	19	64	25
M16x1.5-Ø10	206 EUBM 16/10-P1	19	65	25
M18x1.5-Ø10	206 EUBM 18/10-P1	19	66	25
M18x1.5-Ø12	206 EUBM 18/12-P1	19	66	25
M20x1.5-Ø12	206 EUBM 20/12-P1	22	66	25



Male Threaded Plug For Panel Mounting  
End Con. 24°  
Nippel mit 24° Konisches Aussengewinde  
für Panel Typ - absperrend

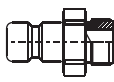
M14x1.5-Ø6	206 SUBM 14/06-P1	19	77	25
M16x1.5-Ø8	206 SUBM 16/08-P1	19	77	25



Female Threaded Shut-Off Plug To ISO-228  
Kupplung mit Innengewinde zu  
ISO-228 absperrend

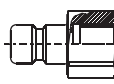
BSP 1/4"	206 DUB 13-P1	19	55	25
BSP 3/8"	206 DUB 17-P1	22	56	25

**Thru Flow Plugs Nippel Ohne Ventil**



Male Threaded Coupler To ISO-228  
Kupplung mit Aussengewinde zu ISO-228

BSP 1/8"	206 EU 10-P1	14	34	15.5
BSP 1/4"	206 EU 13-P1	14	37	15.5
BSP 3/8"	206 EU 17-P1	19	41	22



Female Threaded Plug To ISO-228  
Nippel mit Innengewinde zu ISO-228

BSP 1/8"	206 DU 10-P1	15	31	15.5
BSP 1/4"	206 DU 13-P1	17	36	19
BSP 3/8"	206 DU 17-P1	19	38	22